Blackboard
& my.CommNet.edu

Student Orientation
2013

Blackboard

Bb Blackboard

Blackboard is the "Learning Management System" (LMS) used to deliver online, hybrid, and web-enhanced courses.

You will have access to your on-campus, online, or hybrid courses seven days before the semester starts. Some on-campus courses may not utilize the Blackboard course shell. Please inquire with your instructor about their use of the online course shell.

In addition to the courses that you have registered for, you will have access to a "Blackboard Learn Student Orientation" course for early viewing.

How to Login to Blackboard

- Login by going to:
  - http://my.commnet.edu
- Direct links and other information will also be available through the ***Tunxis Online*** webpage.
  - http://tunxis.edu/distance-learning/
- You will be able to access your course anywhere you have an Internet connection

Tunxis Website – Courses & Programs

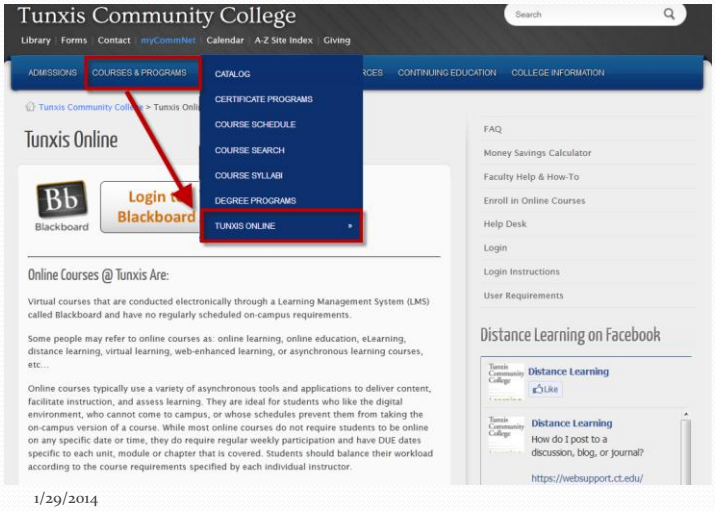

Online, Hyrbid and Web Enhanced course information can be found here.

Topics include:

- User Requirements
- Login Instructions
- Help Resources
- Online Course Search

NetID & Password

- You will log in with your NetID & password.
- NetID =
  - **BannerID** (without the "@")
  - Domain: **@STUDENT.COMMNET.EDU**
    - Example: A student with a BannerID of @87654321, will have the following NetID:
      - **87654321@STUDENT.COMMNET.EDU**

myCommNet– Blackboard Link

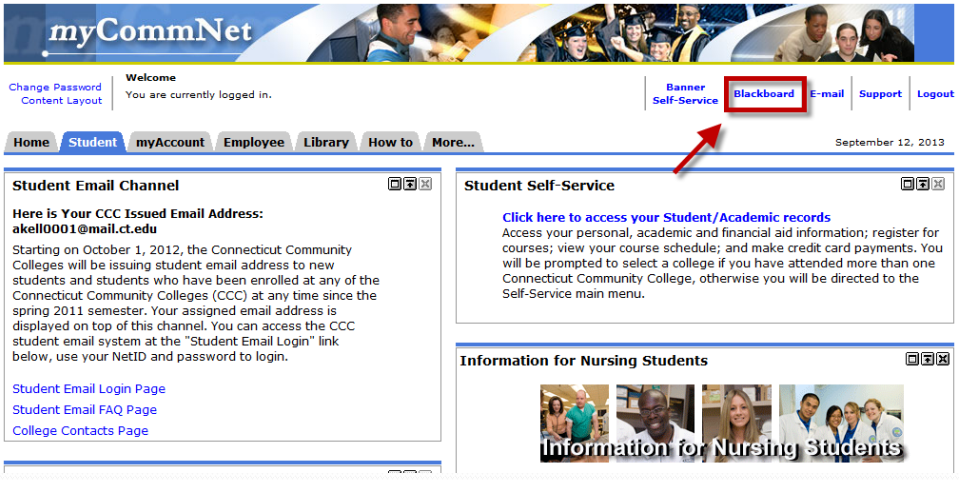

Blackboard – Institution Interface

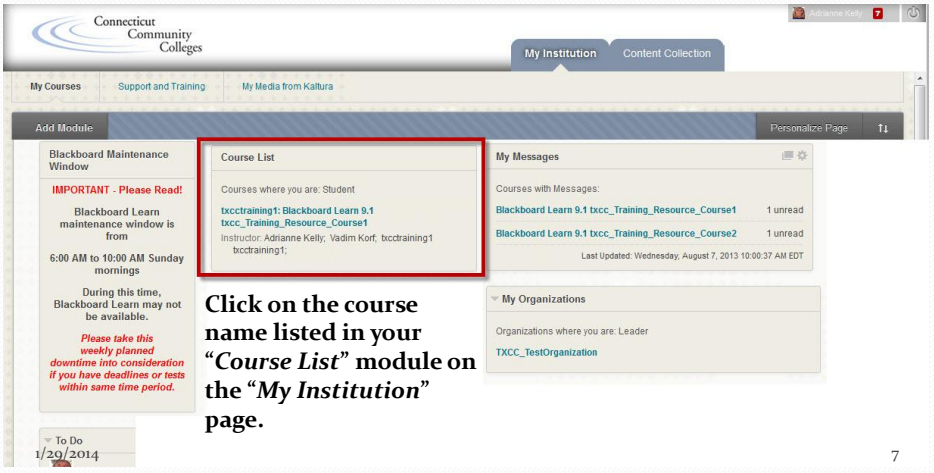

Click on the course name listed in your "*Course List*" module on the "*My Institution*" page.

Blackboard - Course Interface

The "***Course Menu***" may change slightly from course to course.

Clicking on the menu item will take you to that content area, module or tool.

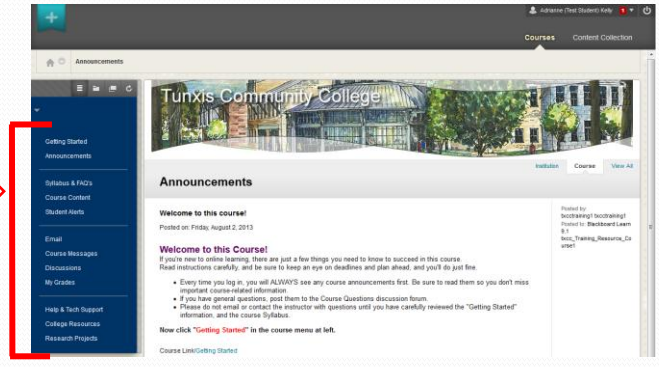

Please note: Some instructors may utilize the "***Email***" or "***Course Messages***" tool while others may not use either OR may use both (Check your syllabus for specifics).

- **Email** – is an external email tool that utilizes your Office 365 email account.
- **Course Messages** - are internal to the Blackboard environment.

Blackboard - YouTube Channel

http://www.youtube.com/user/CTCCEdTechTraining

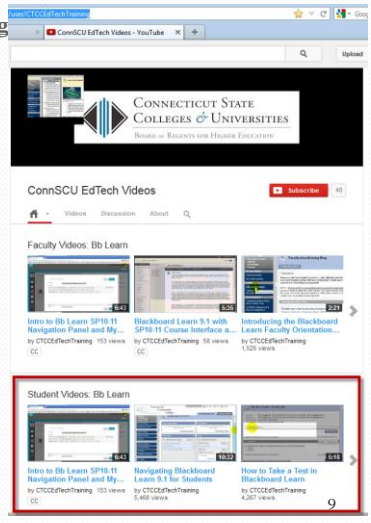

* A link to this YouTube Channel is made available on the Tunxis Online web page or facebook page.

Click on the "***Student Videos: Bb Learn***" playlist to view videos that will help you navigate the Blackboard Learn Environment or use the tools made available to you by your instructor!

Blackboard - facebook

Search for :
"*Distance Learning*" and Like us on facebook!

Wall Posts Include:

- User Requirements
- Downtime Information
- Troubleshooting Information
- and more…

Blackboard - Help

For Blackboard Technical Support:

- Visit the "***Student Support***" website at: websupport.ct.edu
- Call the Connecticut State Colleges & Universities Student Support Center:
  - 860.723.0221

Monday – Thursday: 8:00am – 8:00pm
Friday: 8:00am – 5:00pm
Sunday: 1:00pm – 9:00pm

Blackboard Learn maintenance window is from 2:00 AM to 5:00 AM Friday mornings.

During this time, Blackboard Learn may not be available.

Please take this weekly planned downtime into consideration if you have deadlines or tests within same time period.

*Additional Information and User Requirements can be found on the "Tunxis Online" web page.

Remember: You MUST log out of Blackboard, myCommNet and log off of the computer in any public place...

(including any computers on campus).

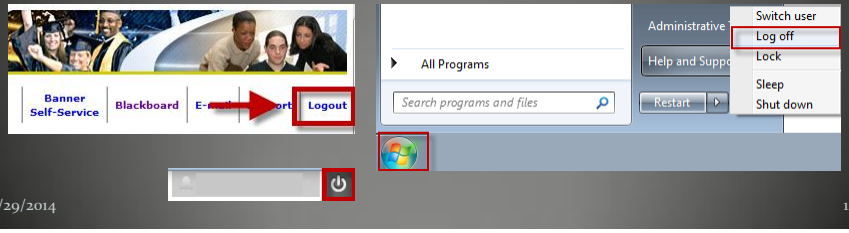

THANK YOU
Media & Instructional Technologies
Email: TX-MIT@tunxis.edu
1/29/2014
Updated 9/11/13. A.K.
13