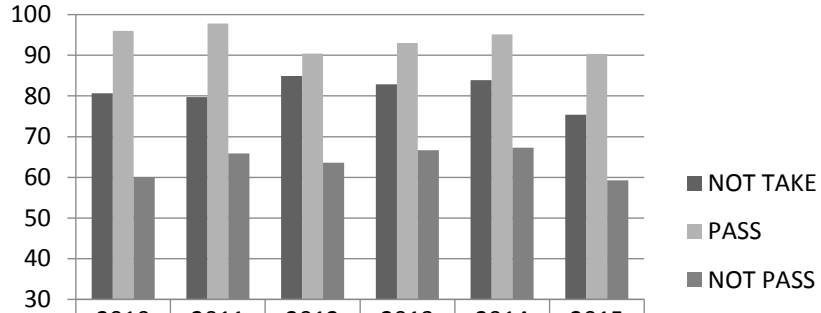


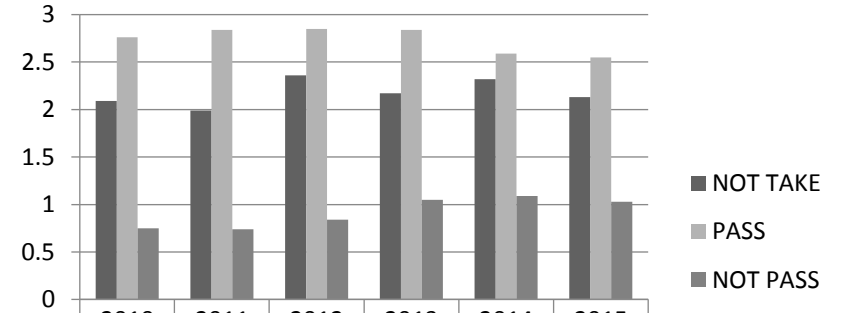
First Year Experience (FYE) Course Impact on Retention and GPA

Fall to Spring Retention by FYE Status



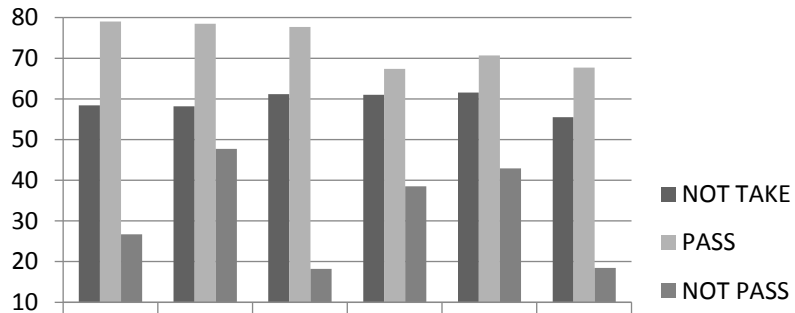
	2010	2011	2012	2013	2014	2015
NOT TAKE	80.7	79.7	84.9	82.9	83.9	75.4
PASS	96	97.8	90.4	93	95.1	90.3
NOT PASS	60	65.9	63.6	66.7	67.3	59.3

1st Semester GPA by FYE Status



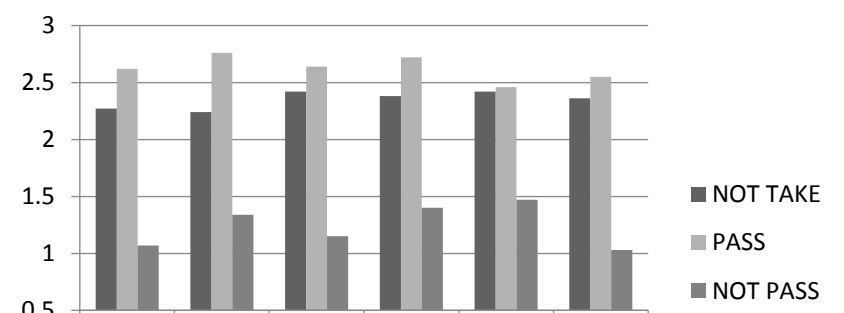
	2010	2011	2012	2013	2014	2015
NOT TAKE	2.09	1.99	2.36	2.17	2.32	2.13
PASS	2.76	2.84	2.85	2.84	2.59	2.55
NOT PASS	0.75	0.74	0.84	1.05	1.09	1.03

Fall to Fall Retention by FYE Status



	2010	2011	2012	2013	2014	2015
NOT TAKE	58.4	58.2	61.2	61	61.6	55.5
PASS	79	78.5	77.7	67.4	70.7	67.7
NOT PASS	26.7	47.7	18.2	38.5	42.9	18.5

1st Year GPA by FYE Status



	2010	2011	2012	2013	2014	2015
NOT TAKE	2.27	2.24	2.42	2.38	2.42	2.36
PASS	2.62	2.76	2.64	2.72	2.46	2.55
NOT PASS	1.07	1.34	1.15	1.4	1.47	1.03