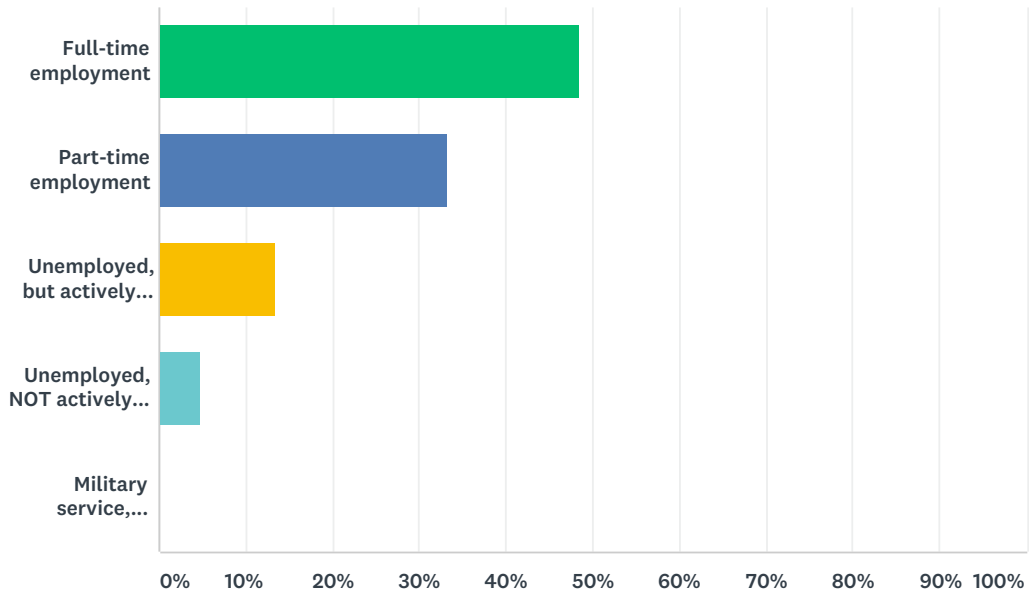


## Q1 What is your present employment status?

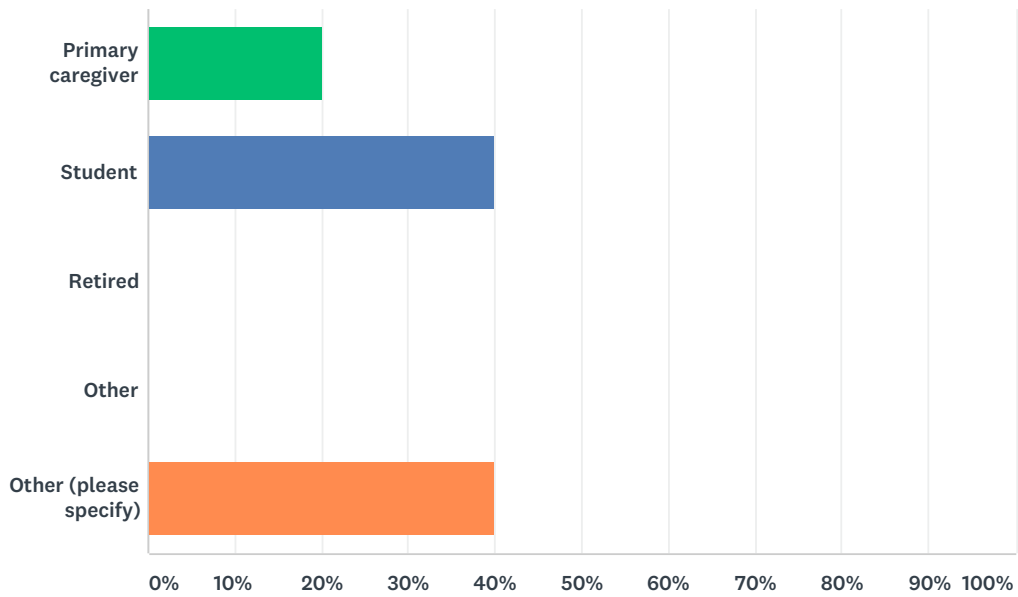
Answered: 105 Skipped: 1



ANSWER CHOICES	RESPONSES	
Full-time employment	48.57%	51
Part-time employment	33.33%	35
Unemployed, but actively seeking employment	13.33%	14
Unemployed, NOT actively seeking employment	4.76%	5
Military service, full-time	0.00%	0
<b>TOTAL</b>		<b>105</b>

Q2 In question 1 above, if you answered: "unemployed, NOT actively seeking employment", please indicate why:

Answered: 5 Skipped: 101



ANSWER CHOICES	RESPONSES	
Primary caregiver	20.00%	1
Student	40.00%	2
Retired	0.00%	0
Other	0.00%	0
Other (please specify)	40.00%	2
<b>TOTAL</b>		<b>5</b>

### Q3 What is the name of your current employer?

Answered: 53 Skipped: 53

## Q4 Where is the city and state of your current employer?

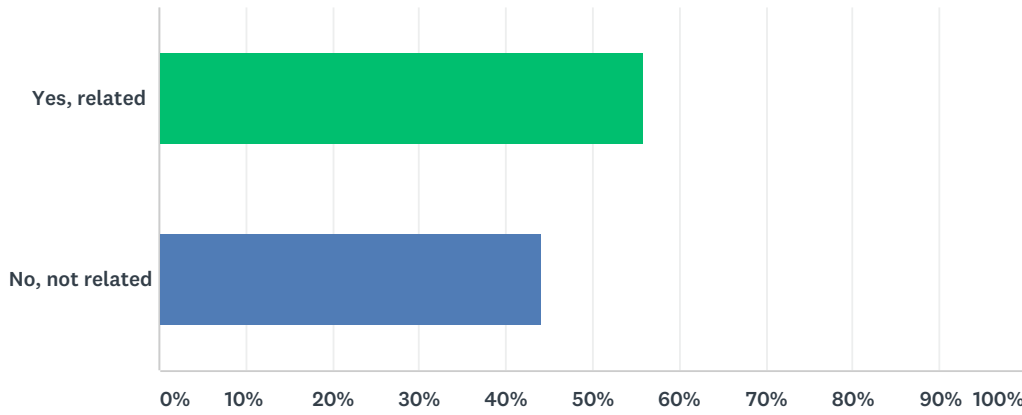
Answered: 55 Skipped: 51

## Q5 What is your current job title?

Answered: 54 Skipped: 52

## Q6 Is your current job related to your Tunxis major/field of study?

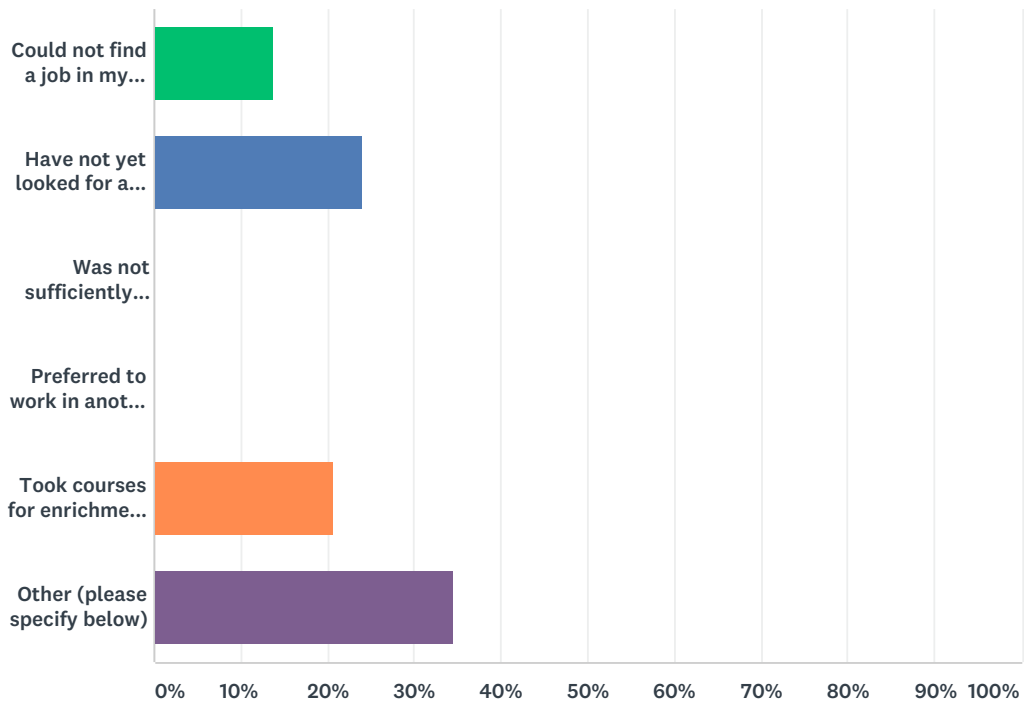
Answered: 59 Skipped: 47



ANSWER CHOICES	RESPONSES	
Yes, related	55.93%	33
No, not related	44.07%	26
TOTAL		59

### Q7 If you answered "No" to question 6, please indicate why: (otherwise, skip to question 8)

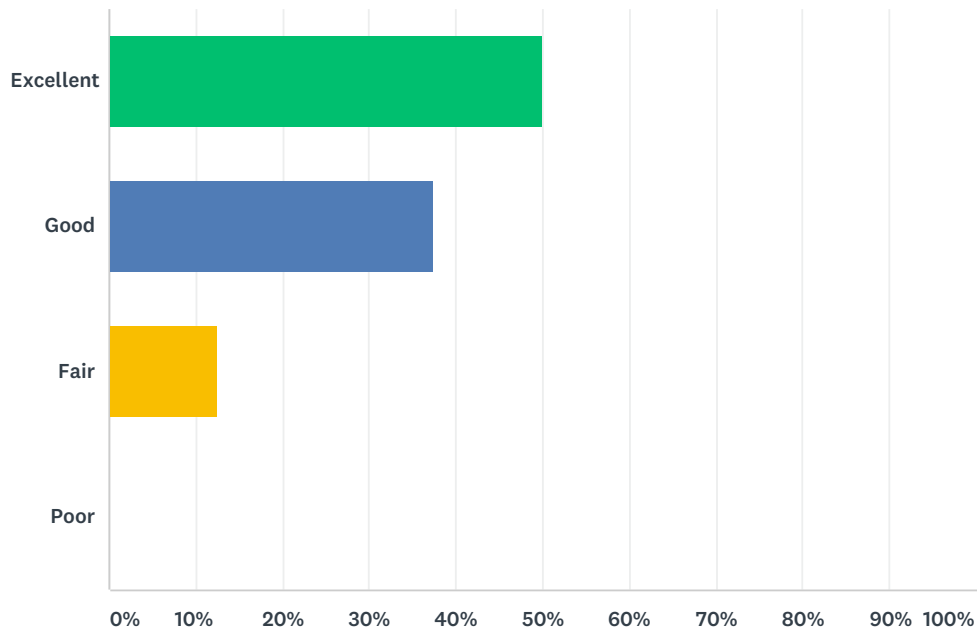
Answered: 29 Skipped: 77



ANSWER CHOICES	RESPONSES	
Could not find a job in my field of preparation	13.79%	4
Have not yet looked for a job in my field	24.14%	7
Was not sufficiently qualified	0.00%	0
Preferred to work in another field	0.00%	0
Took courses for enrichment, not job-related	20.69%	6
Other (please specify below)	34.48%	10
<b>TOTAL</b>		<b>29</b>

### Q8 How would you rate your Tunxis Community College education as preparation for your current employment?

Answered: 56 Skipped: 50

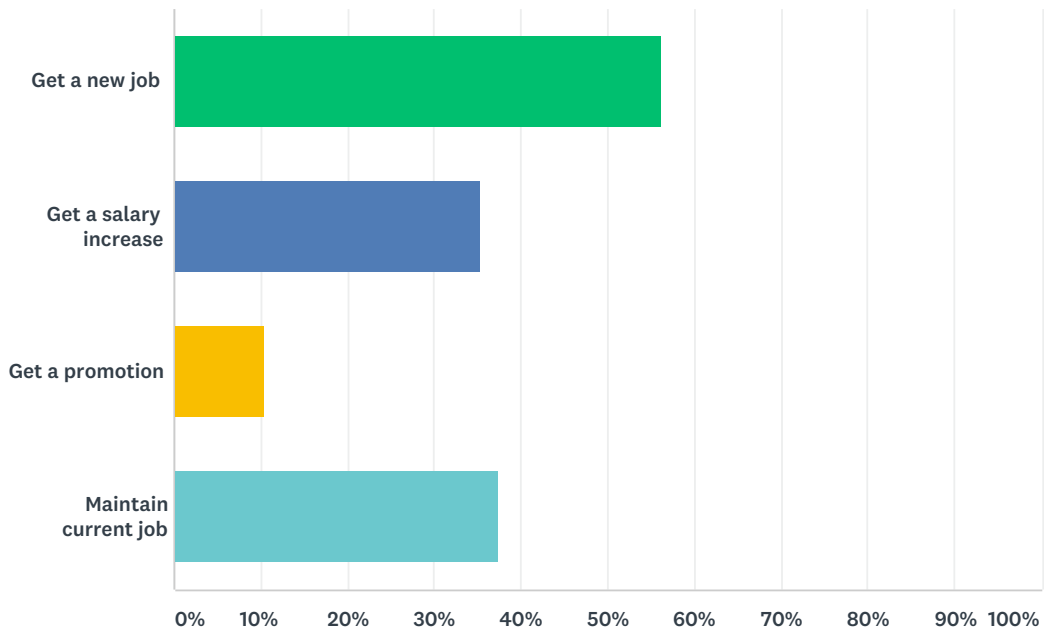


ANSWER CHOICES	RESPONSES	
Excellent	50.00%	28
Good	37.50%	21
Fair	12.50%	7
Poor	0.00%	0
<b>TOTAL</b>		<b>56</b>



### Q9 Did your community college education help you... (check all that apply)

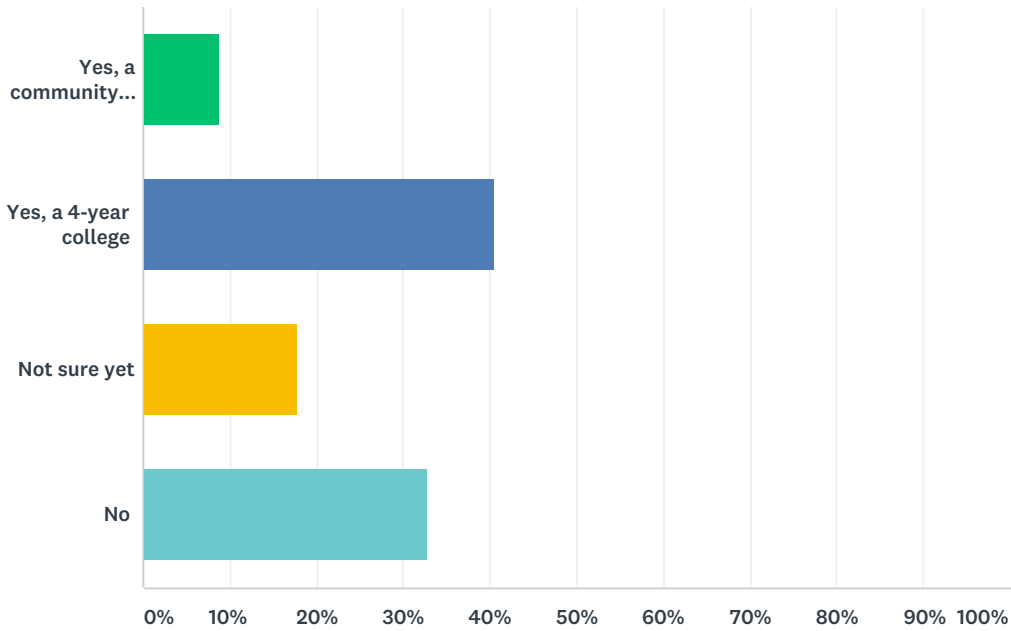
Answered: 48 Skipped: 58



ANSWER CHOICES	RESPONSES
Get a new job	56.25% 27
Get a salary increase	35.42% 17
Get a promotion	10.42% 5
Maintain current job	37.50% 18
Total Respondents: 48	

### Q10 Do you plan or are you attending a college or university in the current semester?

Answered: 79 Skipped: 27



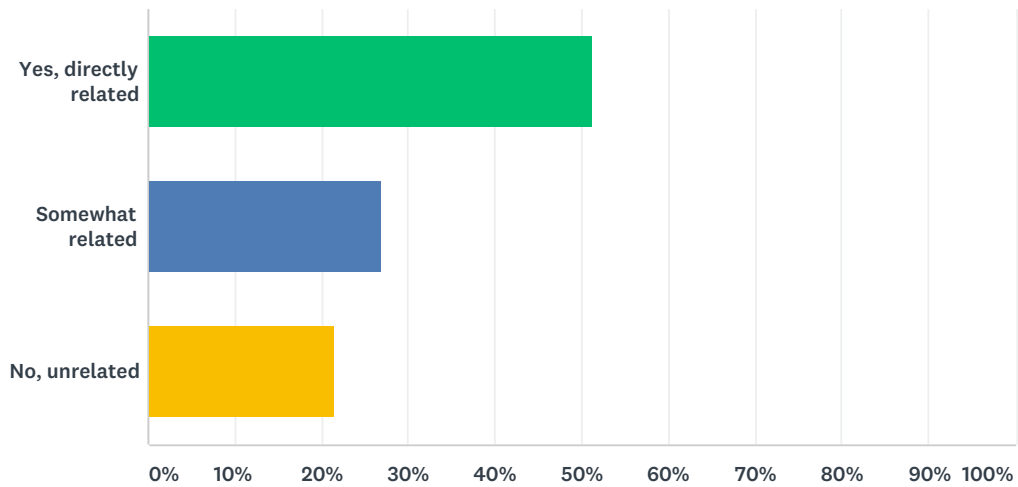
ANSWER CHOICES	RESPONSES	
Yes, a community college	8.86%	7
Yes, a 4-year college	40.51%	32
Not sure yet	17.72%	14
No	32.91%	26
<b>TOTAL</b>		<b>79</b>

**Q11 What is the name of the college you plan to attend/is attending?**

Answered: 33 Skipped: 73

## Q12 Will your academic major be related to your community college major?

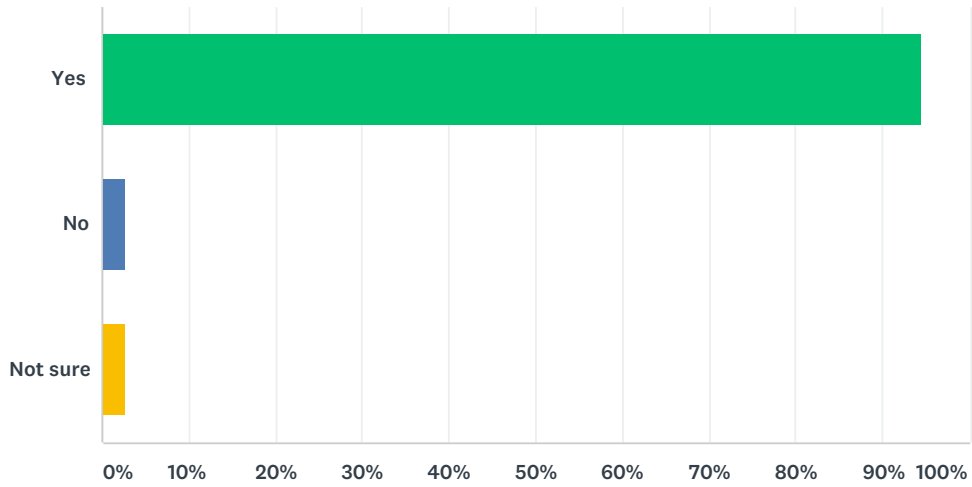
Answered: 37 Skipped: 69



ANSWER CHOICES	RESPONSES	
Yes, directly related	51.35%	19
Somewhat related	27.03%	10
No, unrelated	21.62%	8
<b>TOTAL</b>		<b>37</b>

### Q13 Do you feel your community college education has prepared you for your current college studies?

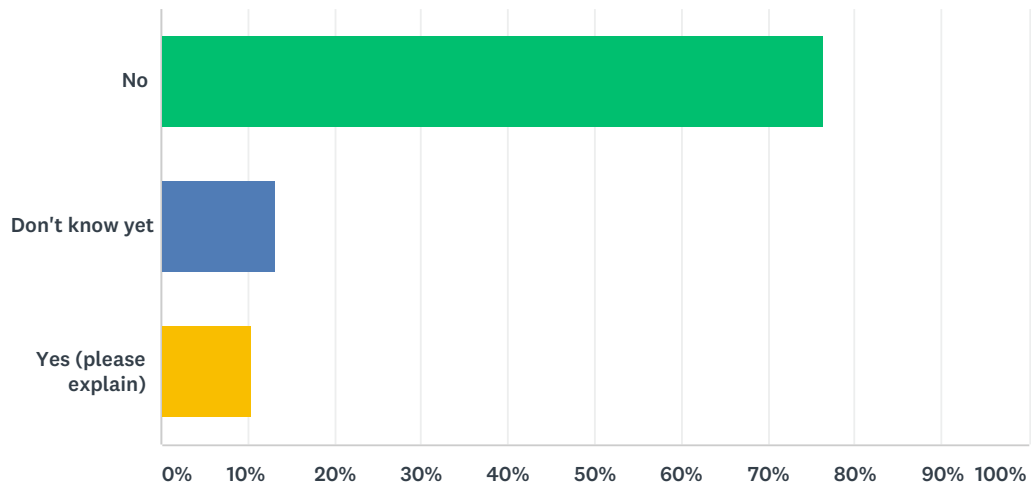
Answered: 37 Skipped: 69



ANSWER CHOICES	RESPONSES	
Yes	94.59%	35
No	2.70%	1
Not sure	2.70%	1
TOTAL		37

## Q14 Did you have any difficulty with transferring credits to another institution?

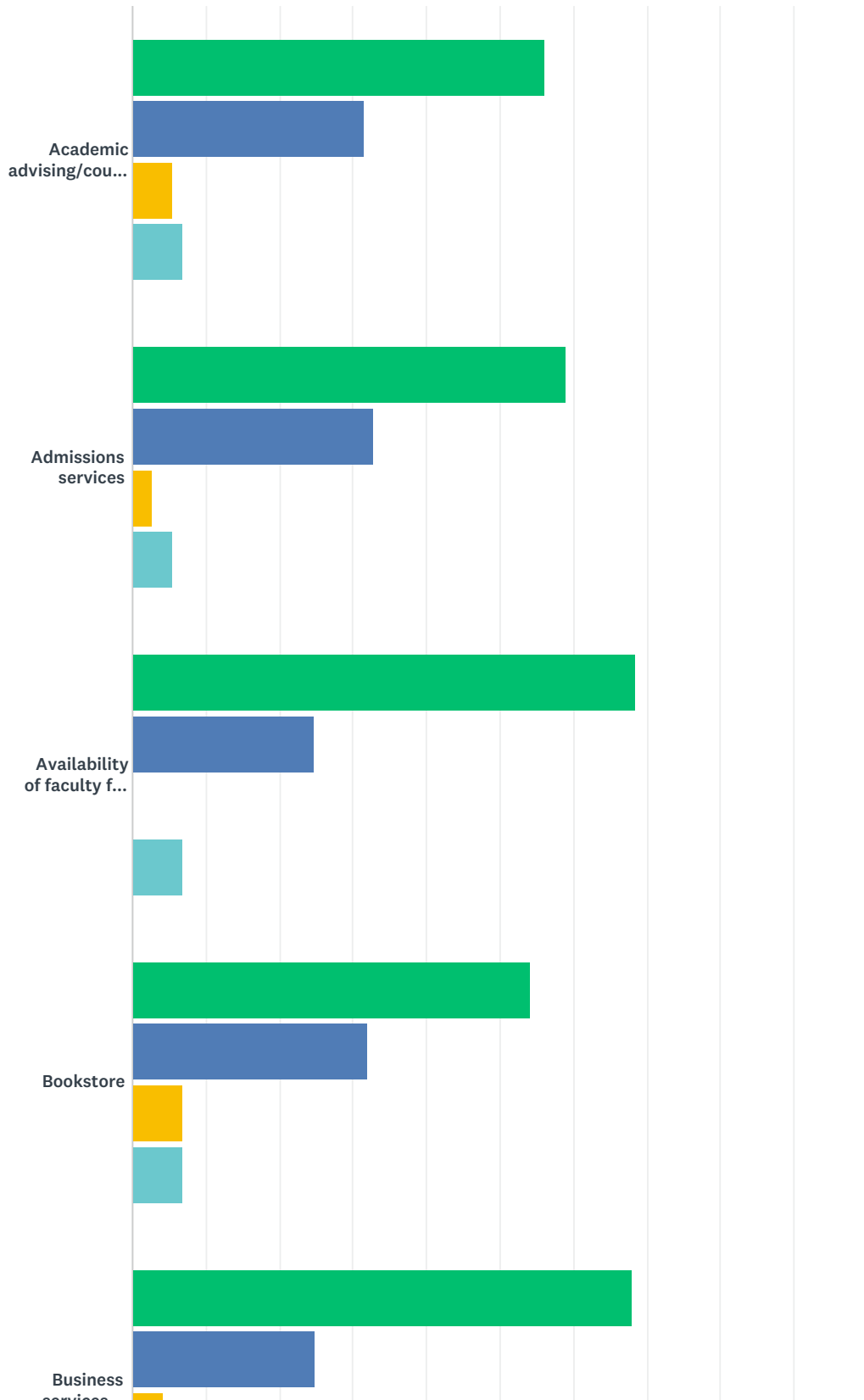
Answered: 38 Skipped: 68



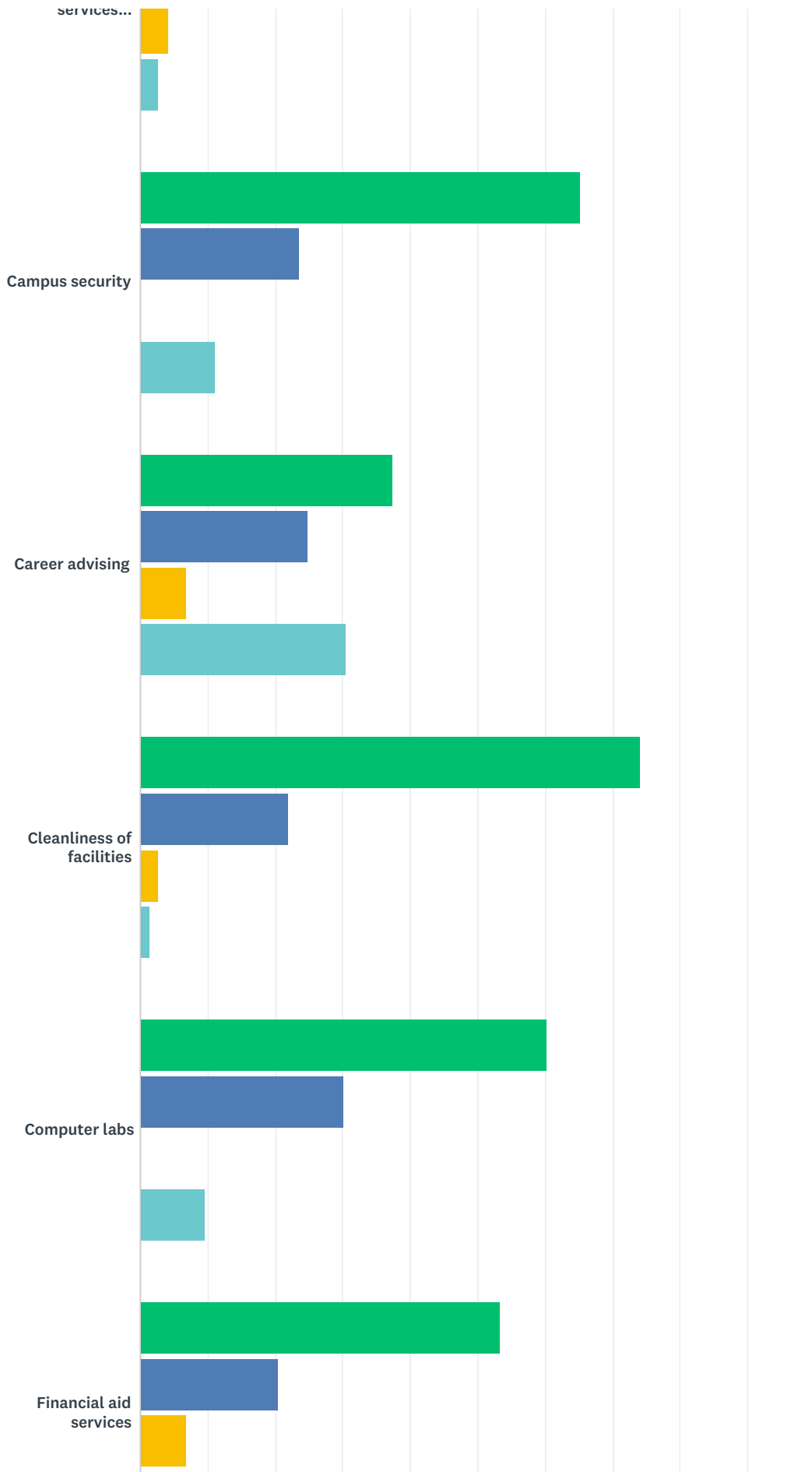
ANSWER CHOICES	RESPONSES	
No	76.32%	29
Don't know yet	13.16%	5
Yes (please explain)	10.53%	4
<b>TOTAL</b>		<b>38</b>

### Q15 Please rate your level of satisfaction with each of the following student services at Tunxis Community College

Answered: 73 Skipped: 33

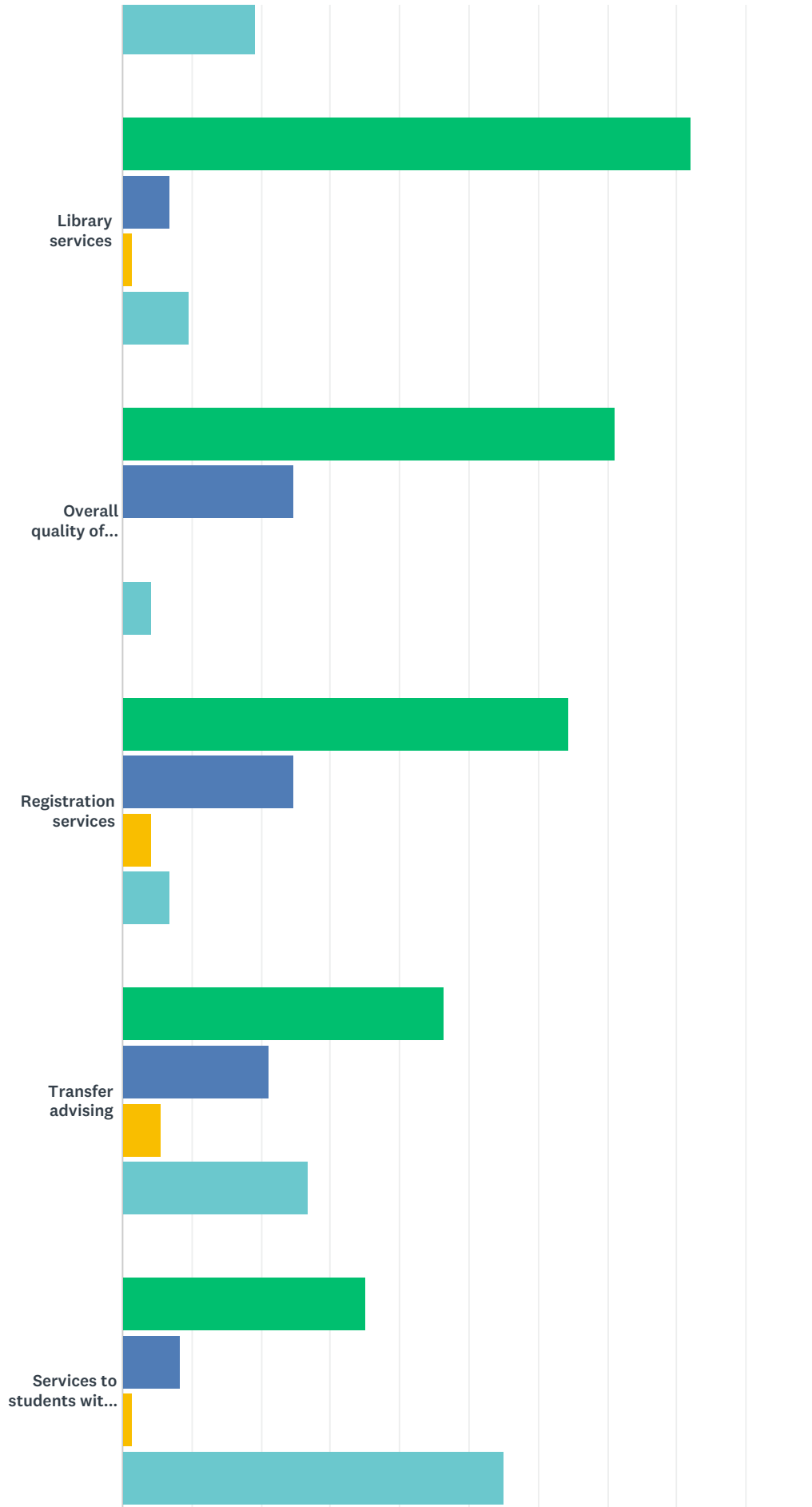


# TXCC Graduate Student Survey 2018

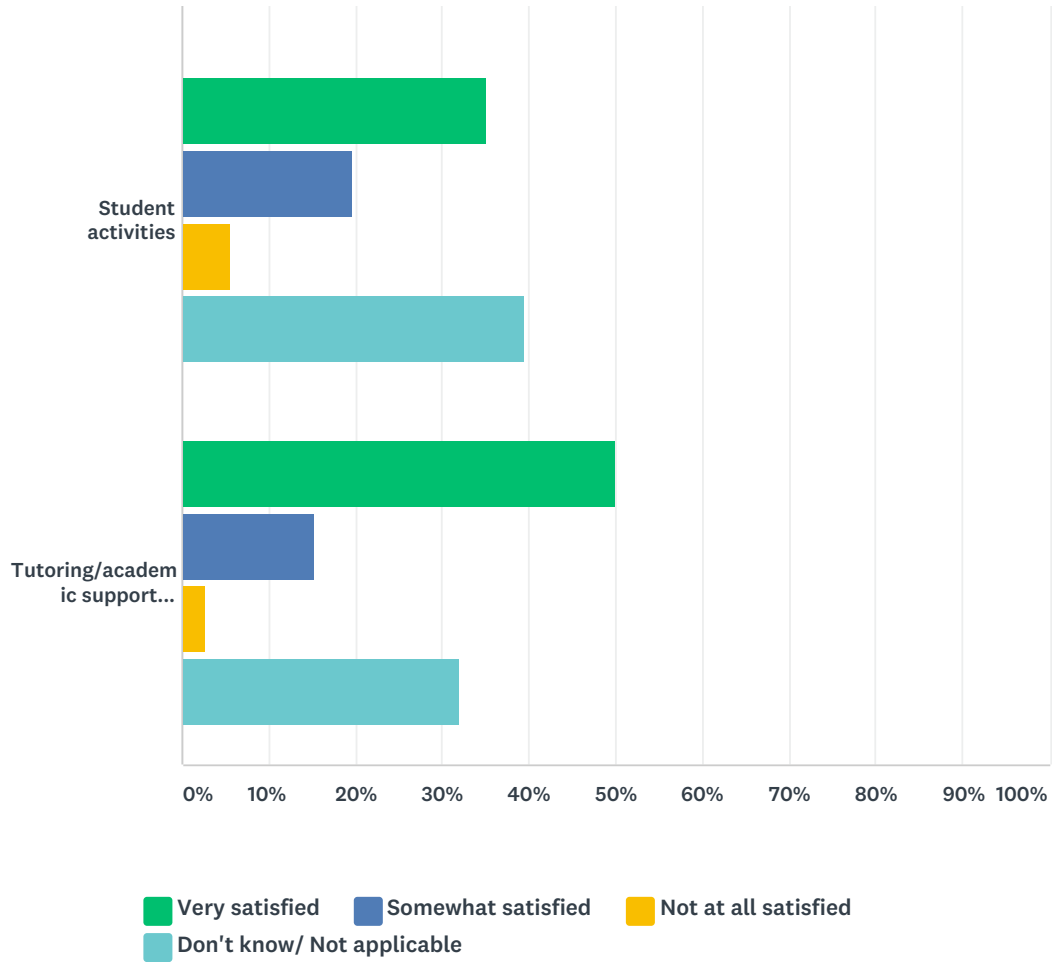




TXCC Graduate Student Survey 2018



TXCC Graduate Student Survey 2018



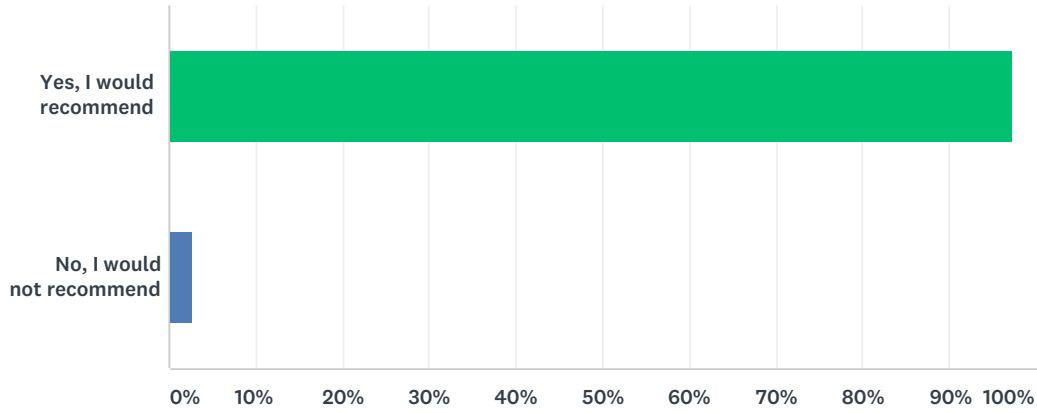
	VERY SATISFIED	SOMEWHAT SATISFIED	NOT AT ALL SATISFIED	DON'T KNOW/ NOT APPLICABLE	TOTAL
Academic advising/counseling	56.16% 41	31.51% 23	5.48% 4	6.85% 5	73
Admissions services	58.90% 43	32.88% 24	2.74% 2	5.48% 4	73
Availability of faculty for interaction outside of the classroom	68.49% 50	24.66% 18	0.00% 0	6.85% 5	73
Bookstore	54.17% 39	31.94% 23	6.94% 5	6.94% 5	72
Business services (cashiers, payment process, etc.)	68.06% 49	25.00% 18	4.17% 3	2.78% 2	72
Campus security	65.28% 47	23.61% 17	0.00% 0	11.11% 8	72
Career advising	37.50% 27	25.00% 18	6.94% 5	30.56% 22	72
Cleanliness of facilities	73.97% 54	21.92% 16	2.74% 2	1.37% 1	73
Computer labs	60.27% 44	30.14% 22	0.00% 0	9.59% 7	73
Financial aid services	53.42% 39	20.55% 15	6.85% 5	19.18% 14	73

TXCC Graduate Student Survey 2018

Library services	81.94% 59	6.94% 5	1.39% 1	9.72% 7	72
Overall quality of faculty instruction	71.23% 52	24.66% 18	0.00% 0	4.11% 3	73
Registration services	64.38% 47	24.66% 18	4.11% 3	6.85% 5	73
Transfer advising	46.48% 33	21.13% 15	5.63% 4	26.76% 19	71
Services to students with disabilities	35.21% 25	8.45% 6	1.41% 1	54.93% 39	71
Student activities	35.21% 25	19.72% 14	5.63% 4	39.44% 28	71
Tutoring/academic support services	50.00% 36	15.28% 11	2.78% 2	31.94% 23	72

## Q16 Would you recommend Tunxis to a friend or family member?

Answered: 73 Skipped: 33



ANSWER CHOICES	RESPONSES	
Yes, I would recommend	97.26%	71
No, I would not recommend	2.74%	2
TOTAL		73

**Q17 Looking back on your community college education, is there anything you would change about your academic program and the preparation it provided you?**

Answered: 28 Skipped: 78

**Q18 What stands out in your mind (positive and/or negative) about your Connecticut community college experience?**

Answered: 30 Skipped: 76