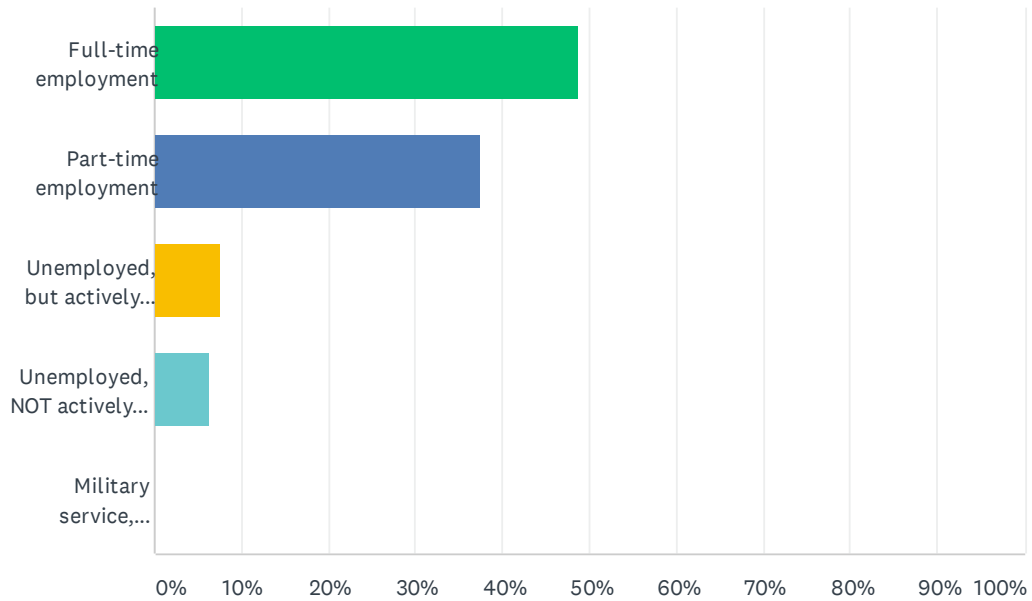


## Q1 What is your present employment status?

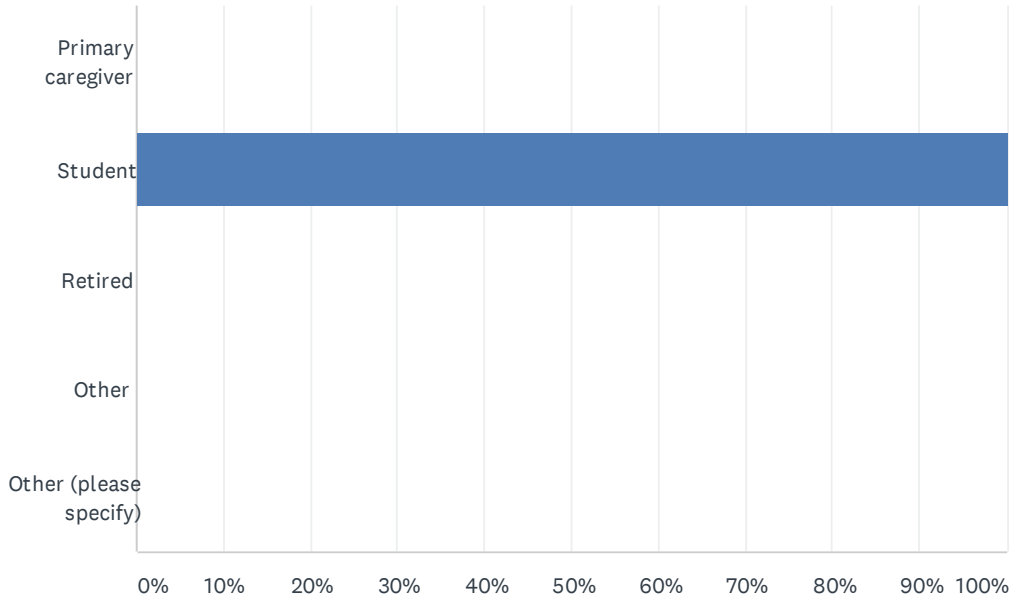
Answered: 80 Skipped: 0



ANSWER CHOICES	RESPONSES	
Full-time employment	48.75%	39
Part-time employment	37.50%	30
Unemployed, but actively seeking employment	7.50%	6
Unemployed, NOT actively seeking employment	6.25%	5
Military service, full-time	0.00%	0
<b>TOTAL</b>		<b>80</b>

Q2 In question 1 above, if you answered: "unemployed, NOT actively seeking employment", please indicate why:

Answered: 5 Skipped: 75



ANSWER CHOICES	RESPONSES
Primary caregiver	0.00% 0
Student	100.00% 5
Retired	0.00% 0
Other	0.00% 0
Other (please specify)	0.00% 0
<b>TOTAL</b>	<b>5</b>

### Q3 What is the name of your current employer?

Answered: 41 Skipped: 39

## Q4 Where is the city and state of your current employer?

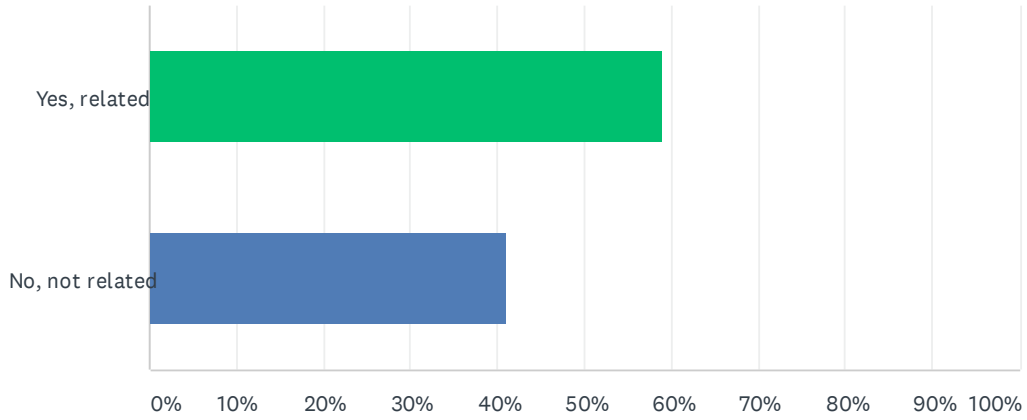
Answered: 43 Skipped: 37

## Q5 What is your current job title?

Answered: 43 Skipped: 37

## Q6 Is your current job related to your Tunxis major/field of study?

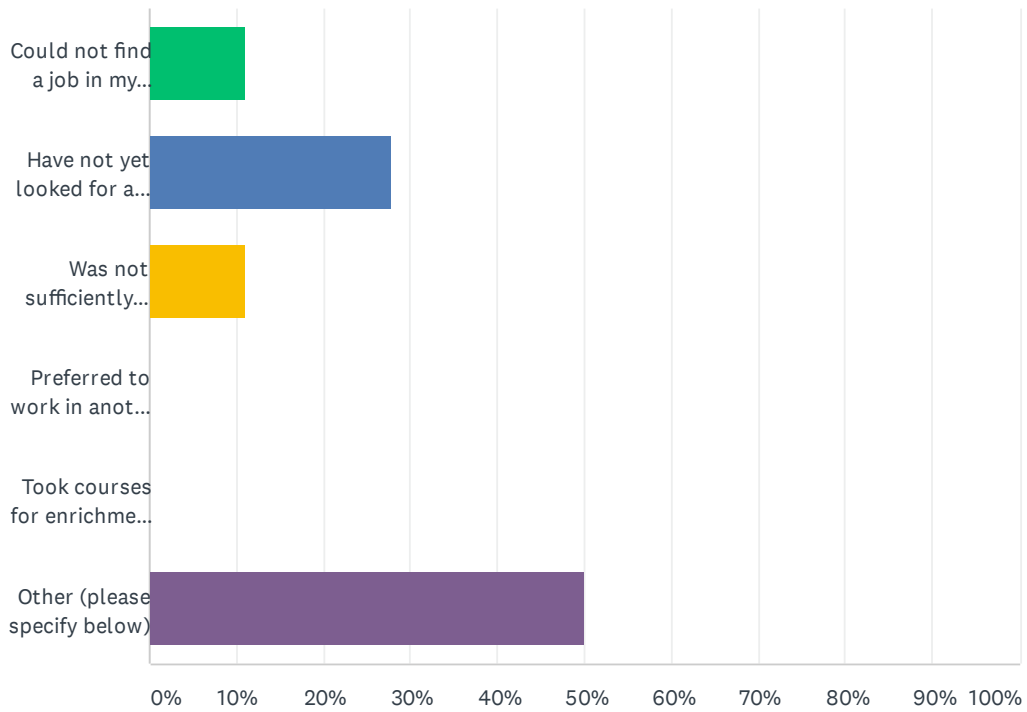
Answered: 44 Skipped: 36



ANSWER CHOICES	RESPONSES	
Yes, related	59.09%	26
No, not related	40.91%	18
TOTAL		44

### Q7 If you answered "No" to question 6, please indicate why: (otherwise, skip to question 8)

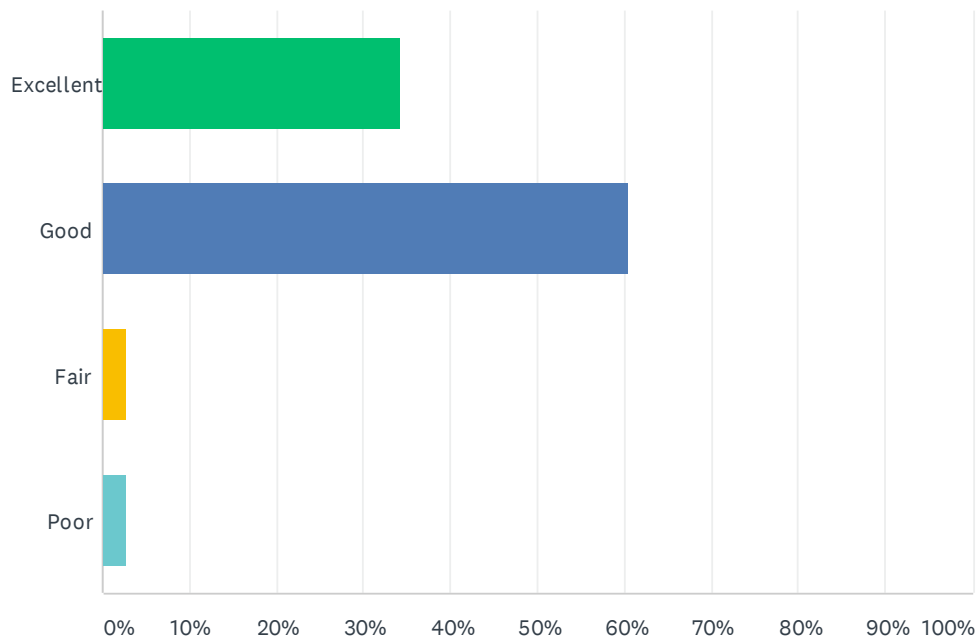
Answered: 18 Skipped: 62



ANSWER CHOICES	RESPONSES	
Could not find a job in my field of preparation	11.11%	2
Have not yet looked for a job in my field	27.78%	5
Was not sufficiently qualified	11.11%	2
Preferred to work in another field	0.00%	0
Took courses for enrichment, not job-related	0.00%	0
Other (please specify below)	50.00%	9
<b>TOTAL</b>		<b>18</b>

## Q8 How would you rate your Tunxis Community College education as preparation for your current employment?

Answered: 38 Skipped: 42

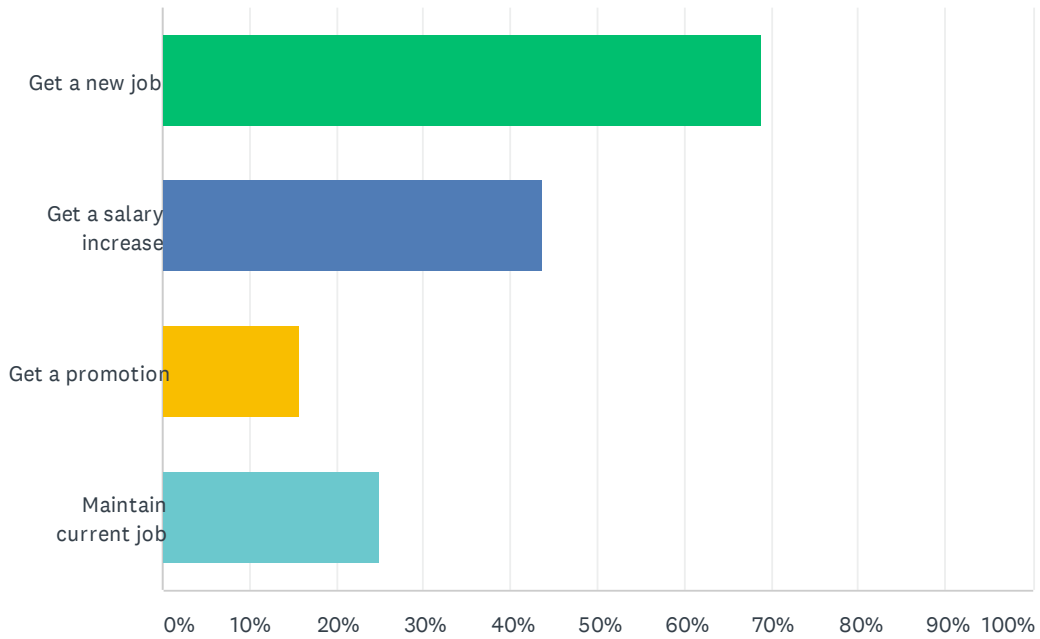


ANSWER CHOICES	RESPONSES	
Excellent	34.21%	13
Good	60.53%	23
Fair	2.63%	1
Poor	2.63%	1
<b>TOTAL</b>		<b>38</b>



### Q9 Did your community college education help you... (check all that apply)

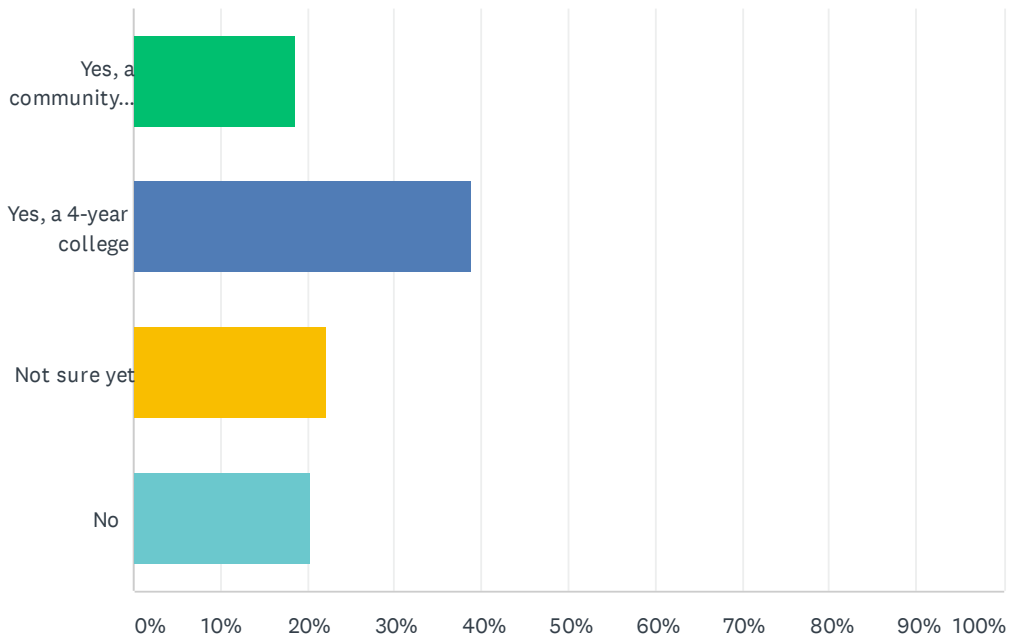
Answered: 32 Skipped: 48



ANSWER CHOICES	RESPONSES	
Get a new job	68.75%	22
Get a salary increase	43.75%	14
Get a promotion	15.63%	5
Maintain current job	25.00%	8
Total Respondents: 32		

# Q10 Do you plan or are you attending a college or university in the current semester?

Answered: 54 Skipped: 26



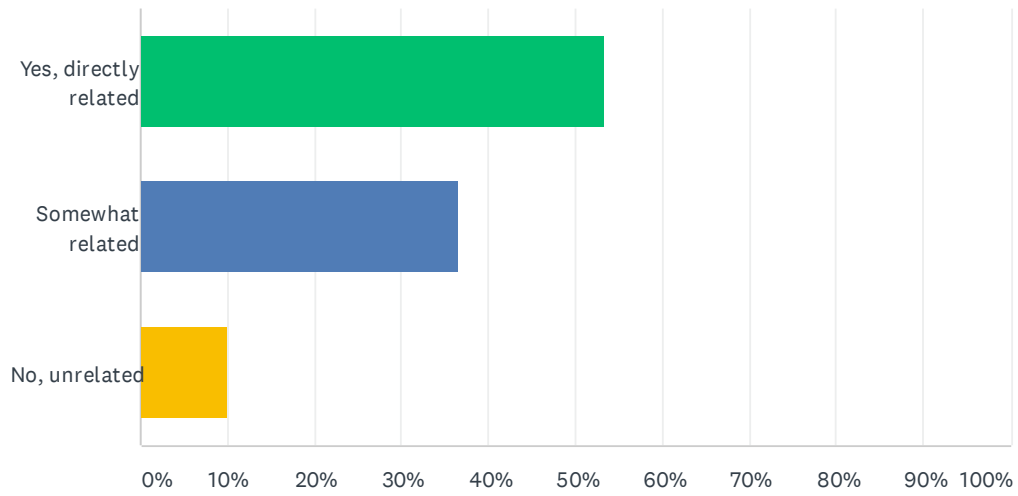
ANSWER CHOICES	RESPONSES	
Yes, a community college	18.52%	10
Yes, a 4-year college	38.89%	21
Not sure yet	22.22%	12
No	20.37%	11
<b>TOTAL</b>		<b>54</b>

**Q11 What is the name of the college you plan to attend/is attending?**

Answered: 27 Skipped: 53

## Q12 Will your academic major be related to your community college major?

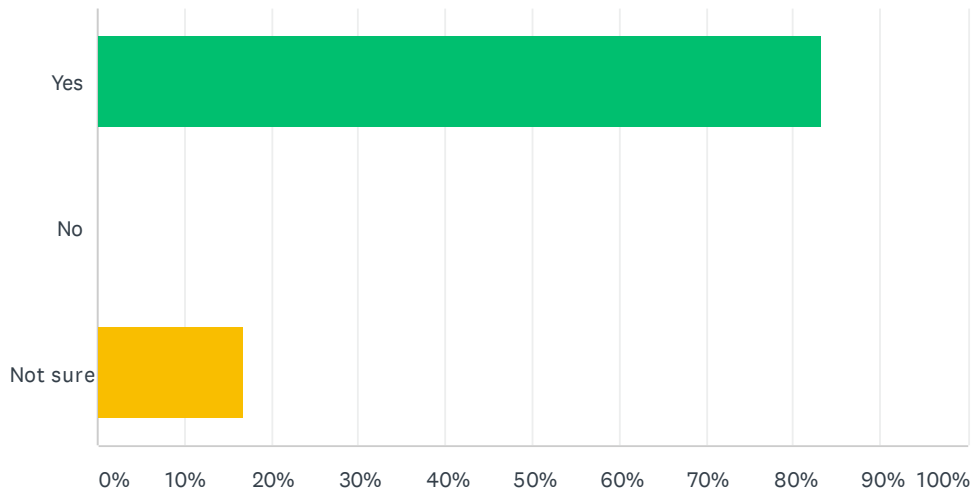
Answered: 30 Skipped: 50



ANSWER CHOICES	RESPONSES	
Yes, directly related	53.33%	16
Somewhat related	36.67%	11
No, unrelated	10.00%	3
TOTAL		30

### Q13 Do you feel your community college education has prepared you for your current college studies?

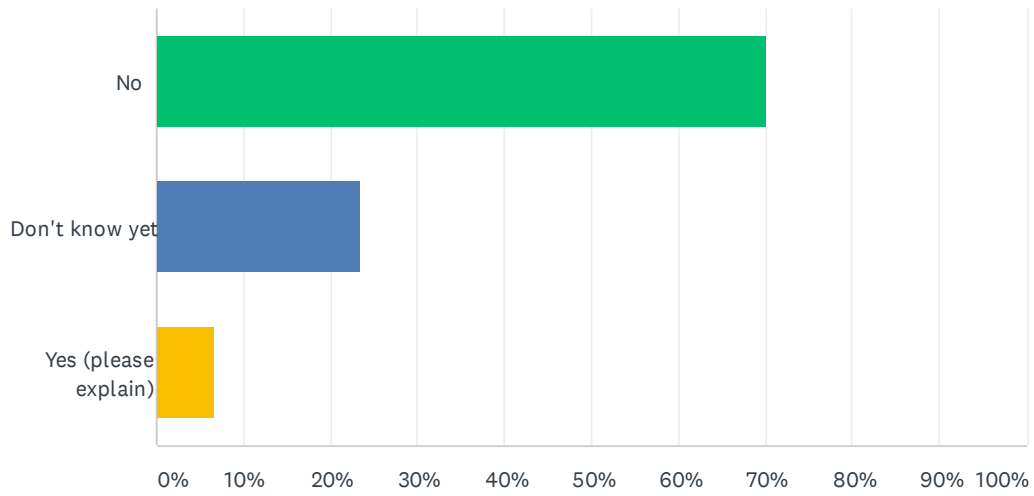
Answered: 30 Skipped: 50



ANSWER CHOICES	RESPONSES	
Yes	83.33%	25
No	0.00%	0
Not sure	16.67%	5
<b>TOTAL</b>		<b>30</b>

## Q14 Did you have any difficulty with transferring credits to another institution?

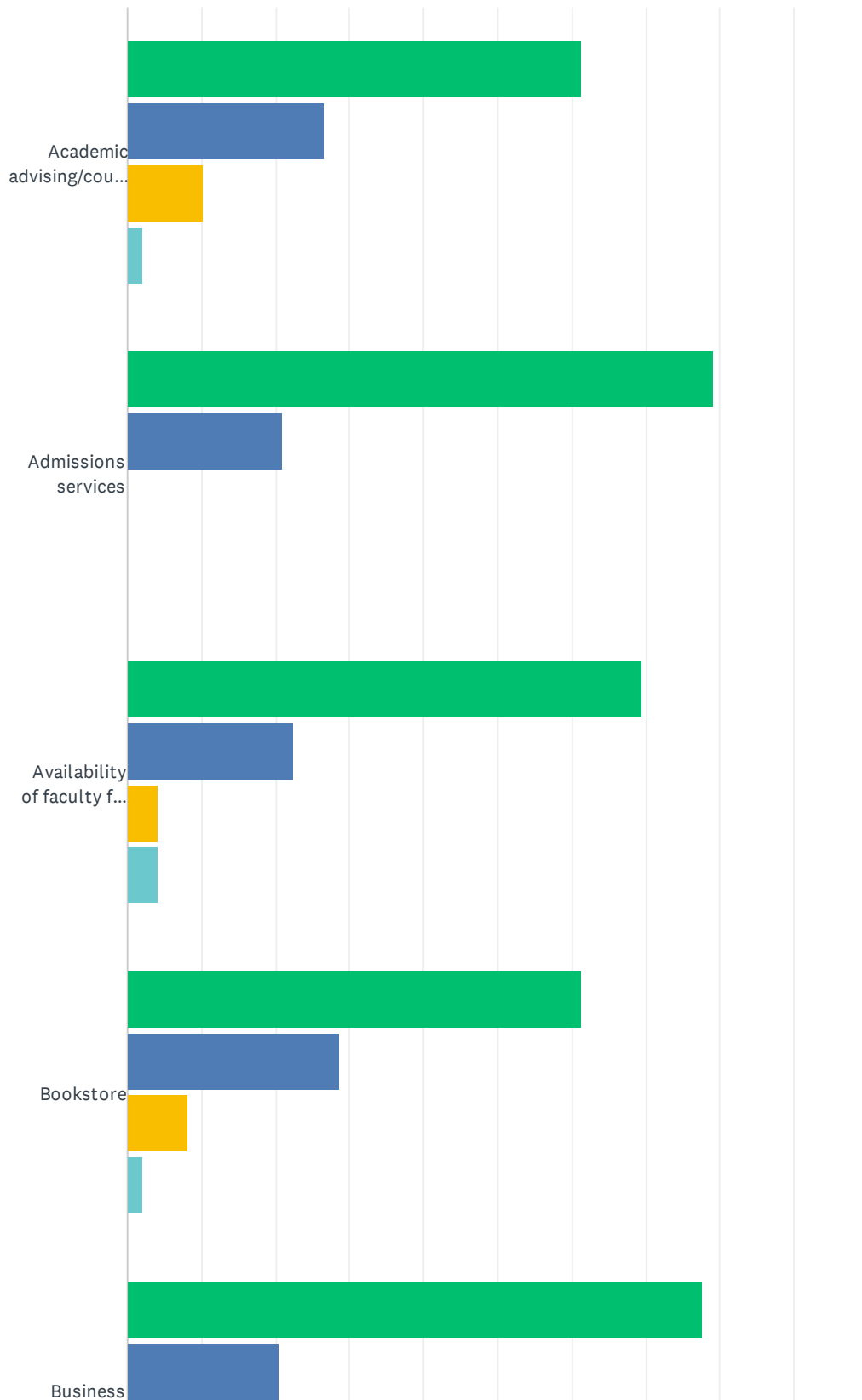
Answered: 30 Skipped: 50

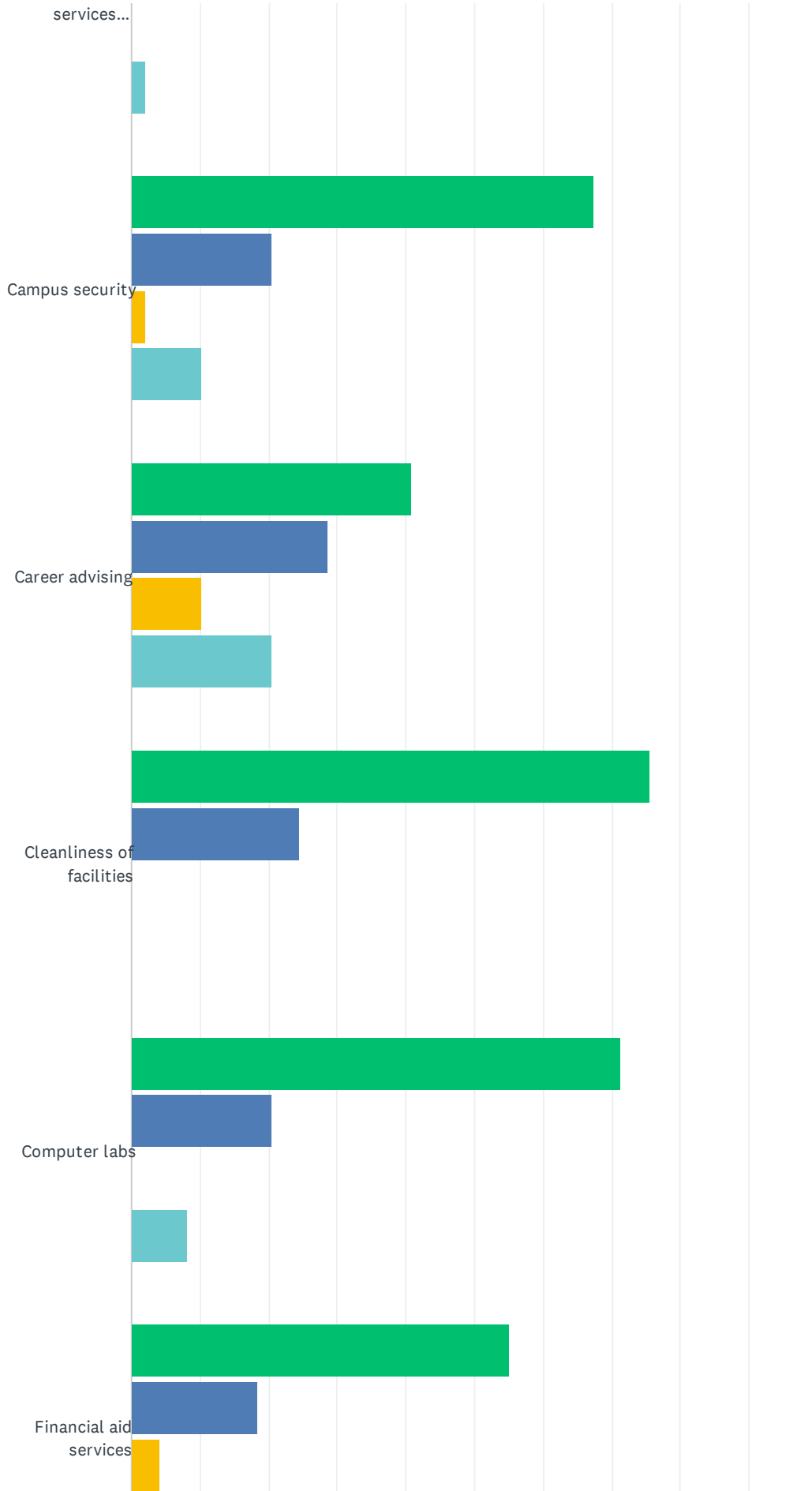


ANSWER CHOICES	RESPONSES	
No	70.00%	21
Don't know yet	23.33%	7
Yes (please explain)	6.67%	2
TOTAL		30

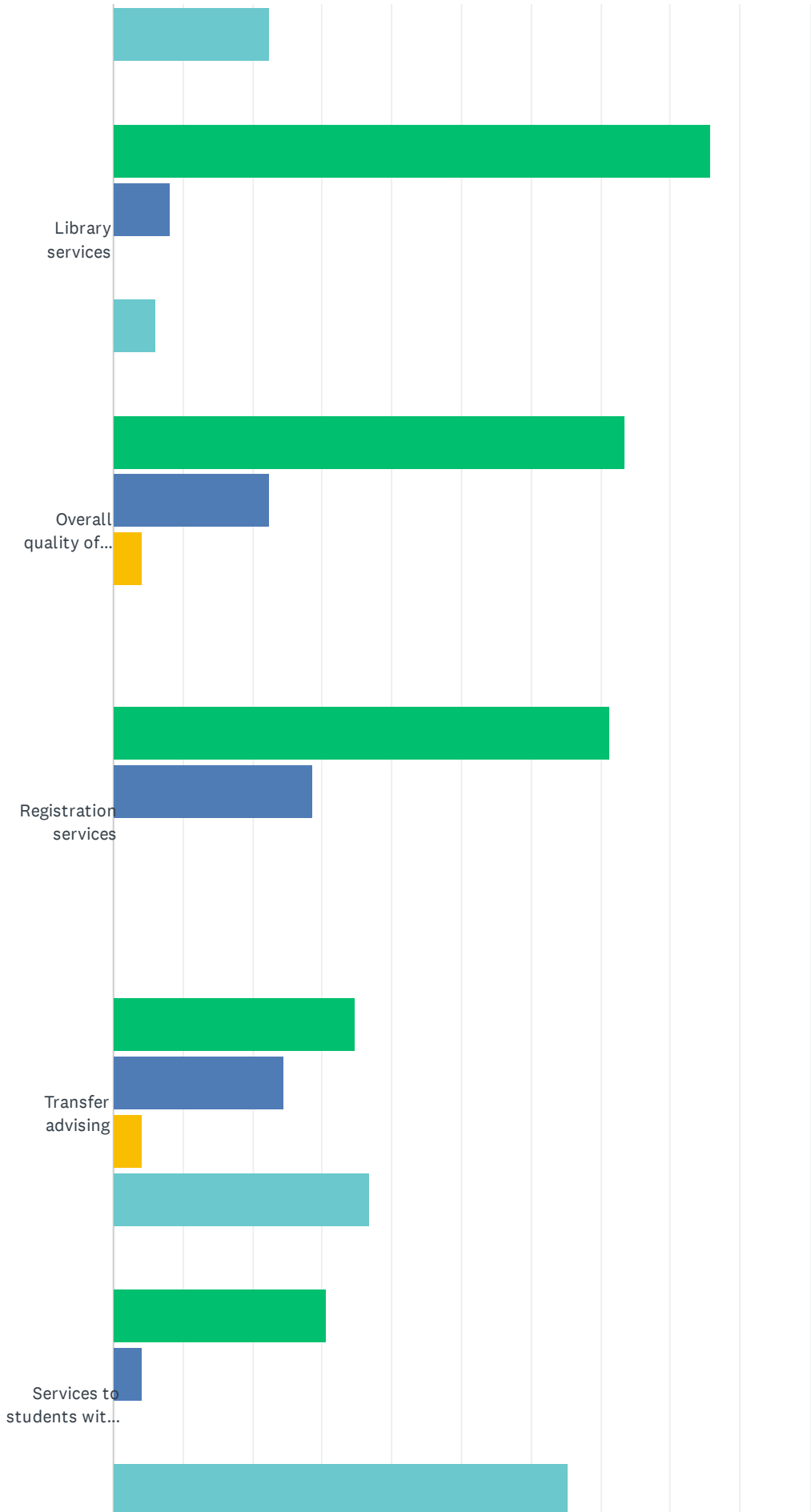
# Q15 Please rate your level of satisfaction with each of the following student services at Tunxis Community College

Answered: 49 Skipped: 31

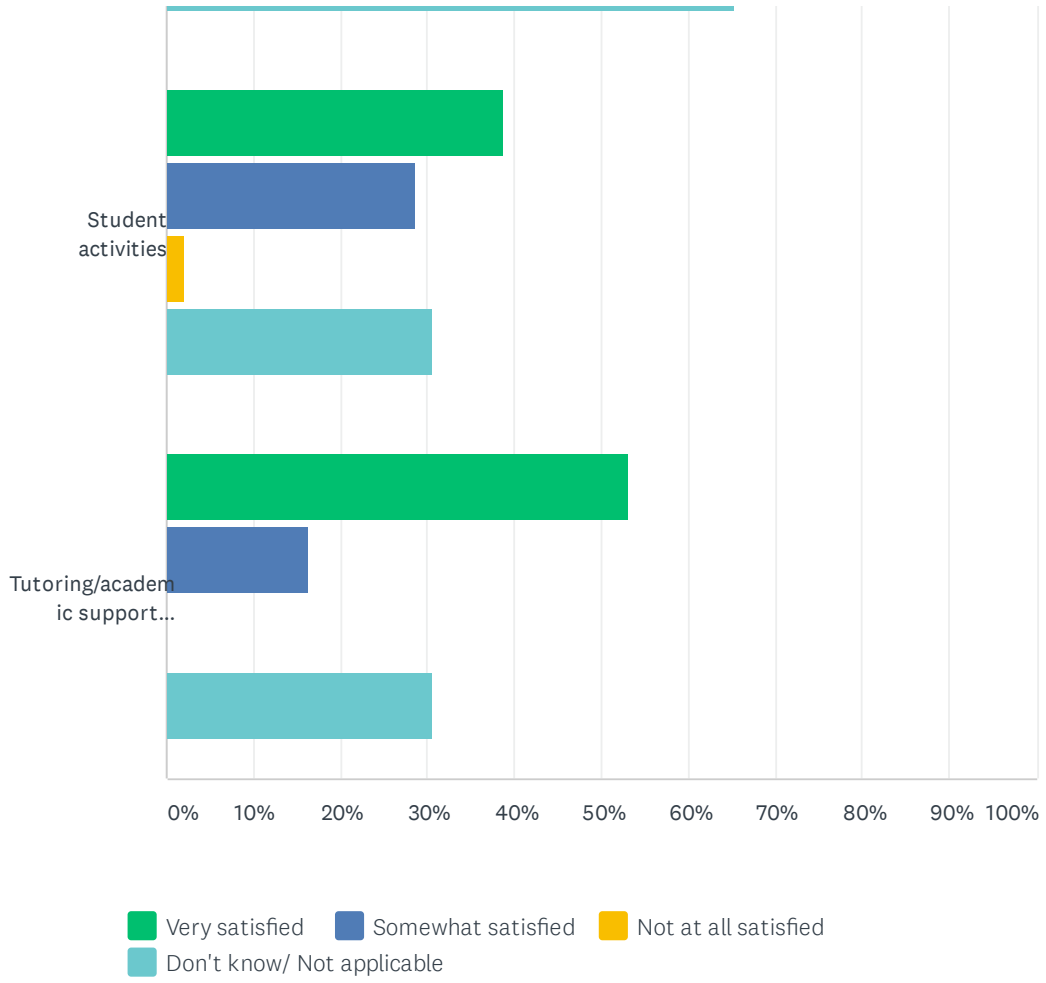








TXCC GSS 2019

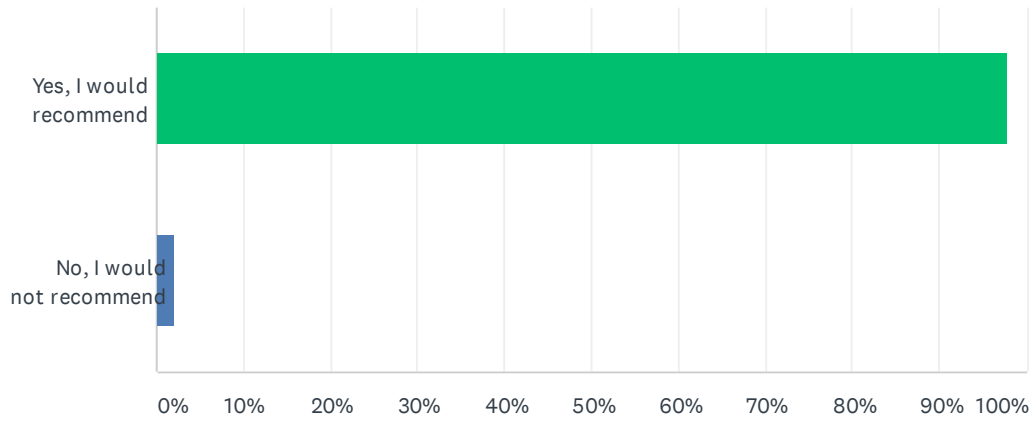


## TXCC GSS 2019

	VERY SATISFIED	SOMEWHAT SATISFIED	NOT AT ALL SATISFIED	DON'T KNOW/ NOT APPLICABLE	TOTAL
Academic advising/counseling	61.22% 30	26.53% 13	10.20% 5	2.04% 1	49
Admissions services	79.17% 38	20.83% 10	0.00% 0	0.00% 0	48
Availability of faculty for interaction outside of the classroom	69.39% 34	22.45% 11	4.08% 2	4.08% 2	49
Bookstore	61.22% 30	28.57% 14	8.16% 4	2.04% 1	49
Business services (cashiers, payment process, etc.)	77.55% 38	20.41% 10	0.00% 0	2.04% 1	49
Campus security	67.35% 33	20.41% 10	2.04% 1	10.20% 5	49
Career advising	40.82% 20	28.57% 14	10.20% 5	20.41% 10	49
Cleanliness of facilities	75.51% 37	24.49% 12	0.00% 0	0.00% 0	49
Computer labs	71.43% 35	20.41% 10	0.00% 0	8.16% 4	49
Financial aid services	55.10% 27	18.37% 9	4.08% 2	22.45% 11	49
Library services	85.71% 42	8.16% 4	0.00% 0	6.12% 3	49
Overall quality of faculty instruction	73.47% 36	22.45% 11	4.08% 2	0.00% 0	49
Registration services	71.43% 35	28.57% 14	0.00% 0	0.00% 0	49
Transfer advising	34.69% 17	24.49% 12	4.08% 2	36.73% 18	49
Services to students with disabilities	30.61% 15	4.08% 2	0.00% 0	65.31% 32	49
Student activities	38.78% 19	28.57% 14	2.04% 1	30.61% 15	49
Tutoring/academic support services	53.06% 26	16.33% 8	0.00% 0	30.61% 15	49

## Q16 Would you recommend Tunxis to a friend or family member?

Answered: 48 Skipped: 32



ANSWER CHOICES	RESPONSES	
Yes, I would recommend	97.92%	47
No, I would not recommend	2.08%	1
TOTAL		48

Q17 Looking back on your community college education, is there anything you would change about your academic program and the preparation it provided you?

Answered: 21 Skipped: 59

Q18 What stands out in your mind (positive and/or negative) about your Connecticut community college experience?

Answered: 26 Skipped: 54