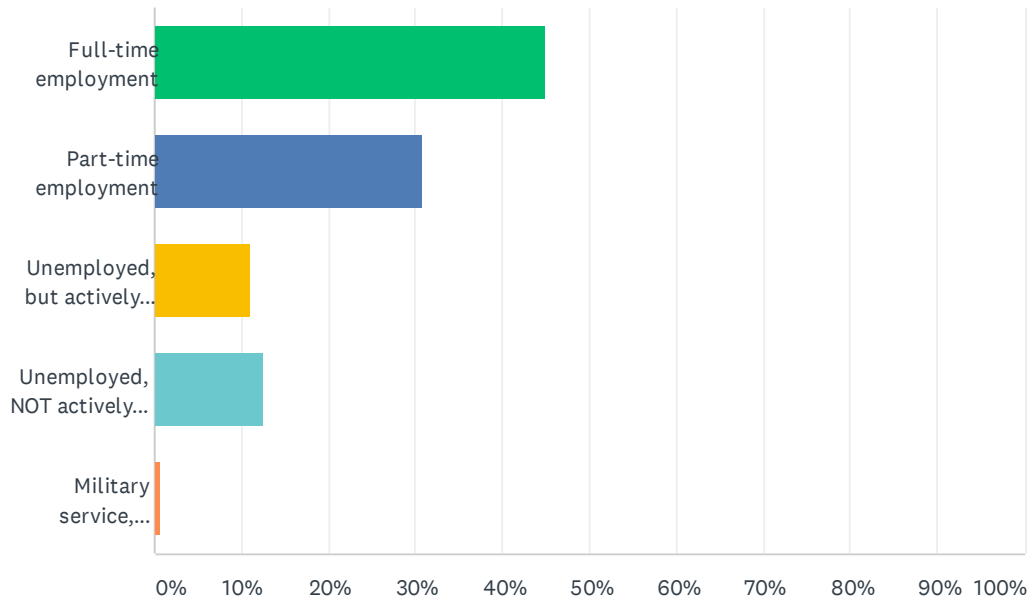


Q1 What is your present employment status?

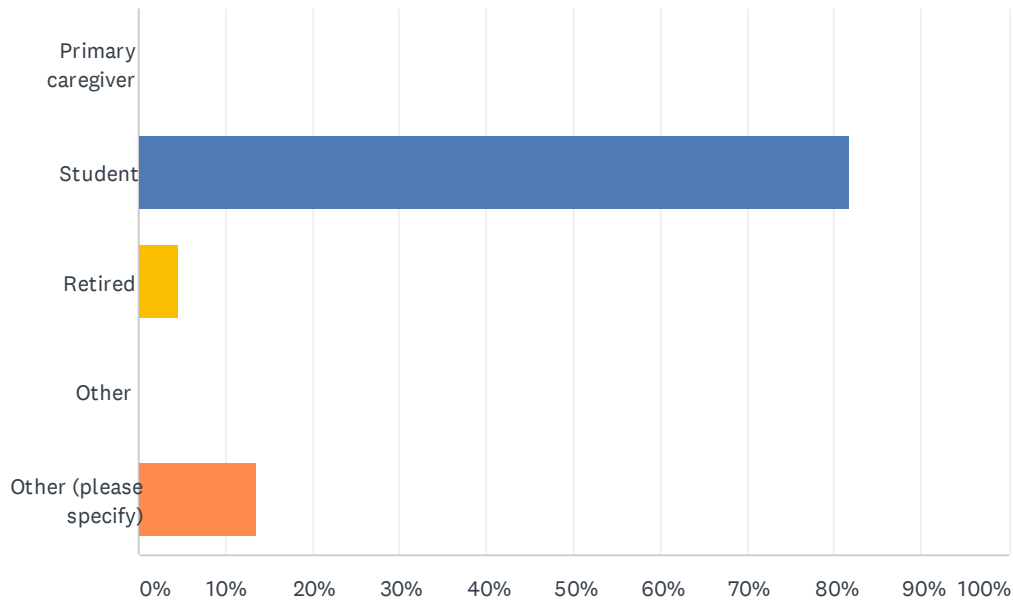
Answered: 182 Skipped: 0



ANSWER CHOICES	RESPONSES	
Full-time employment	45.05%	82
Part-time employment	30.77%	56
Unemployed, but actively seeking employment	10.99%	20
Unemployed, NOT actively seeking employment	12.64%	23
Military service, full-time	0.55%	1
TOTAL		182

Q2 In question 1 above, if you answered: "unemployed, NOT actively seeking employment", please indicate why:

Answered: 22 Skipped: 160



ANSWER CHOICES	RESPONSES	
Primary caregiver	0.00%	0
Student	81.82%	18
Retired	4.55%	1
Other	0.00%	0
Other (please specify)	13.64%	3
TOTAL		22

Q3 What is the name of your current employer?

Answered: 84 Skipped: 98

Q4 Where is the city and state of your current employer?

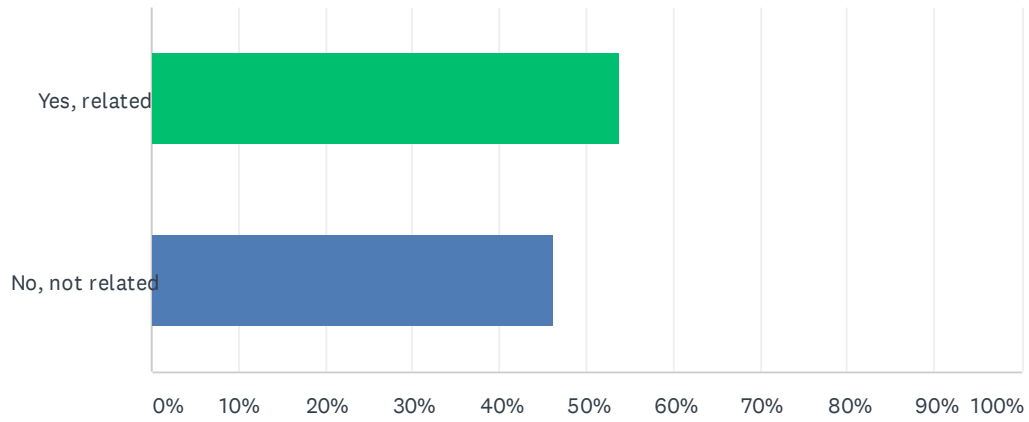
Answered: 87 Skipped: 95

Q5 What is your current job title?

Answered: 87 Skipped: 95

Q6 Is your current job related to your Tunxis major/field of study?

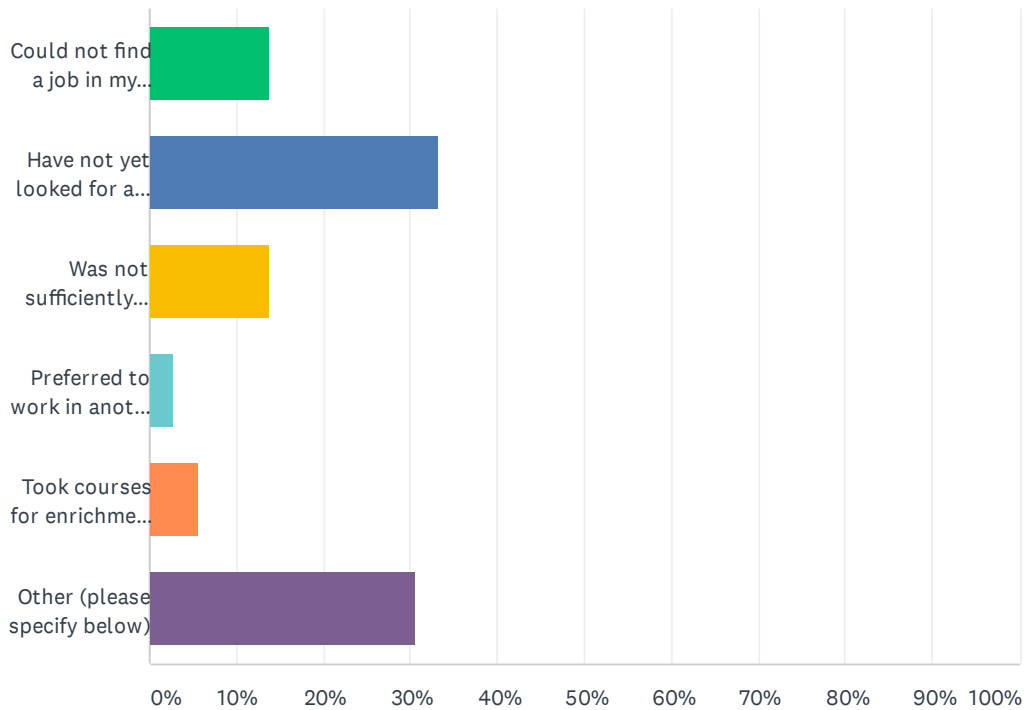
Answered: 91 Skipped: 91



ANSWER CHOICES	RESPONSES	
Yes, related	53.85%	49
No, not related	46.15%	42
TOTAL		91

Q7 If you answered "No" to question 6, please indicate why: (otherwise, skip to question 8)

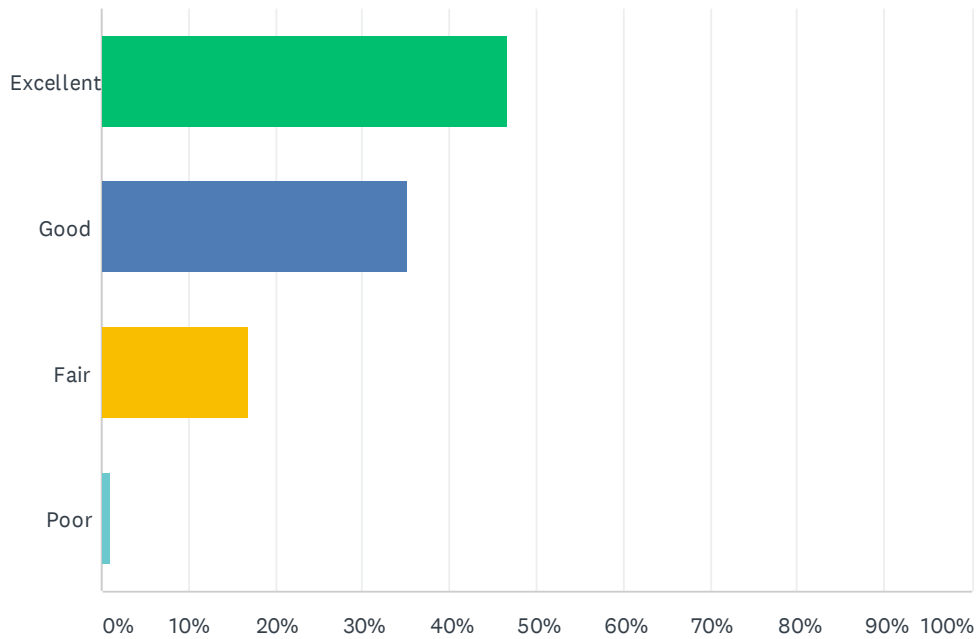
Answered: 36 Skipped: 146



ANSWER CHOICES	RESPONSES	
Could not find a job in my field of preparation	13.89%	5
Have not yet looked for a job in my field	33.33%	12
Was not sufficiently qualified	13.89%	5
Preferred to work in another field	2.78%	1
Took courses for enrichment, not job-related	5.56%	2
Other (please specify below)	30.56%	11
TOTAL		36

Q8 How would you rate your Tunxis Community College education as preparation for your current employment?

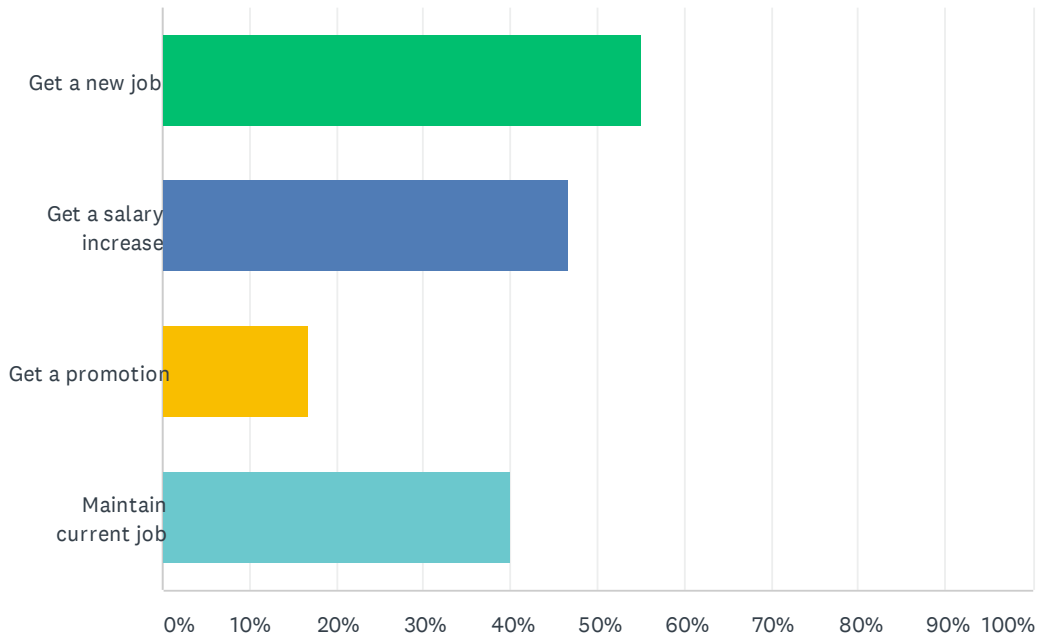
Answered: 88 Skipped: 94



ANSWER CHOICES	RESPONSES	
Excellent	46.59%	41
Good	35.23%	31
Fair	17.05%	15
Poor	1.14%	1
TOTAL		88

Q9 Did your community college education help you... (check all that apply)

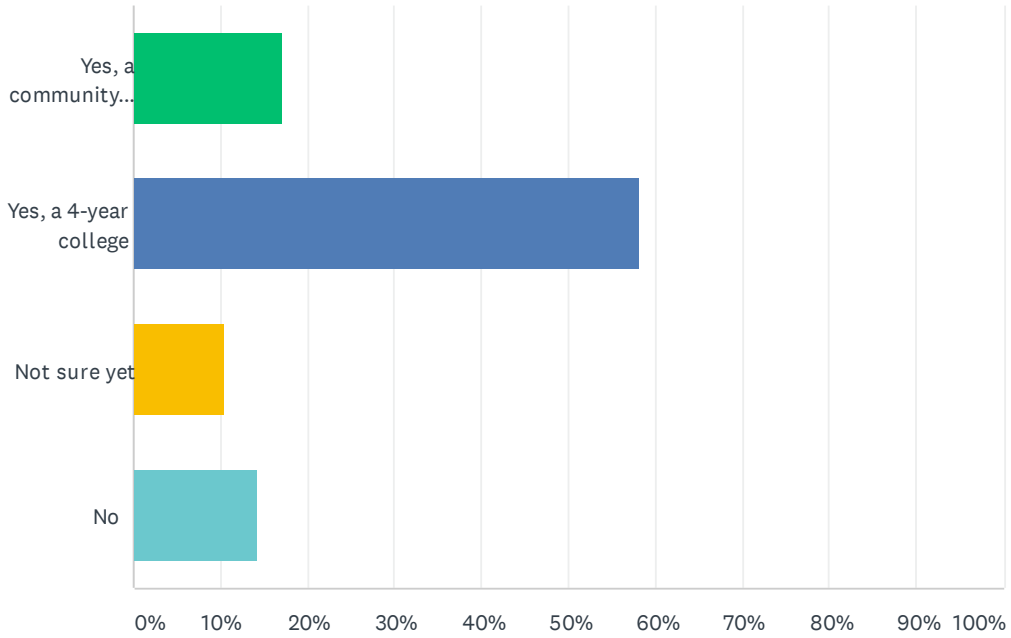
Answered: 60 Skipped: 122



ANSWER CHOICES	RESPONSES	
Get a new job	55.00%	33
Get a salary increase	46.67%	28
Get a promotion	16.67%	10
Maintain current job	40.00%	24
Total Respondents: 60		

Q10 Do you plan or are you attending a college or university in the current semester?

Answered: 134 Skipped: 48



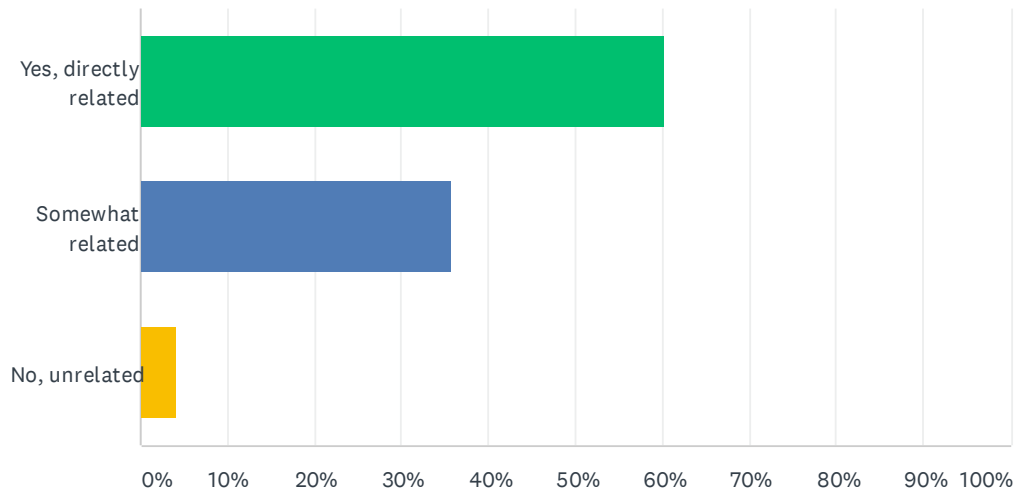
ANSWER CHOICES	RESPONSES	
Yes, a community college	17.16%	23
Yes, a 4-year college	58.21%	78
Not sure yet	10.45%	14
No	14.18%	19
TOTAL		134

Q11 What is the name of the college you plan to attend/is attending?

Answered: 91 Skipped: 91

Q12 Will your academic major be related to your community college major?

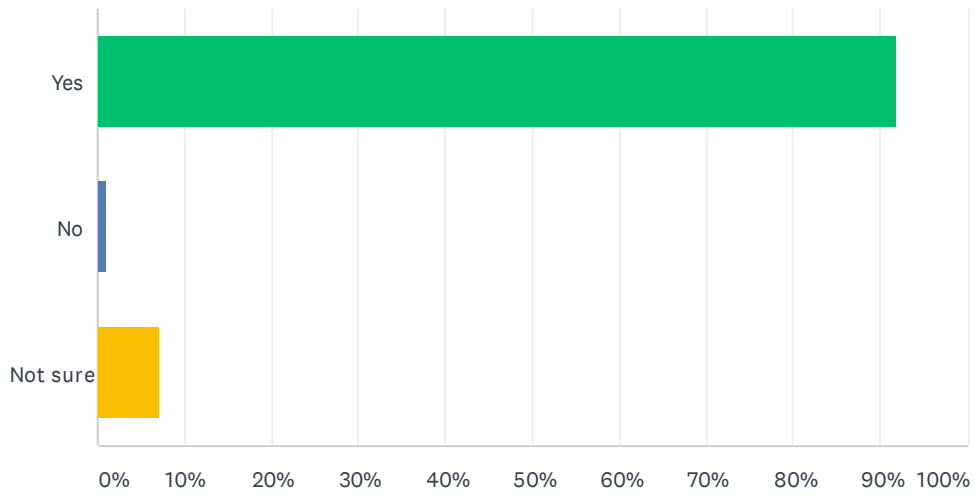
Answered: 98 Skipped: 84



ANSWER CHOICES	RESPONSES	
Yes, directly related	60.20%	59
Somewhat related	35.71%	35
No, unrelated	4.08%	4
TOTAL		98

Q13 Do you feel your community college education has prepared you for your current college studies?

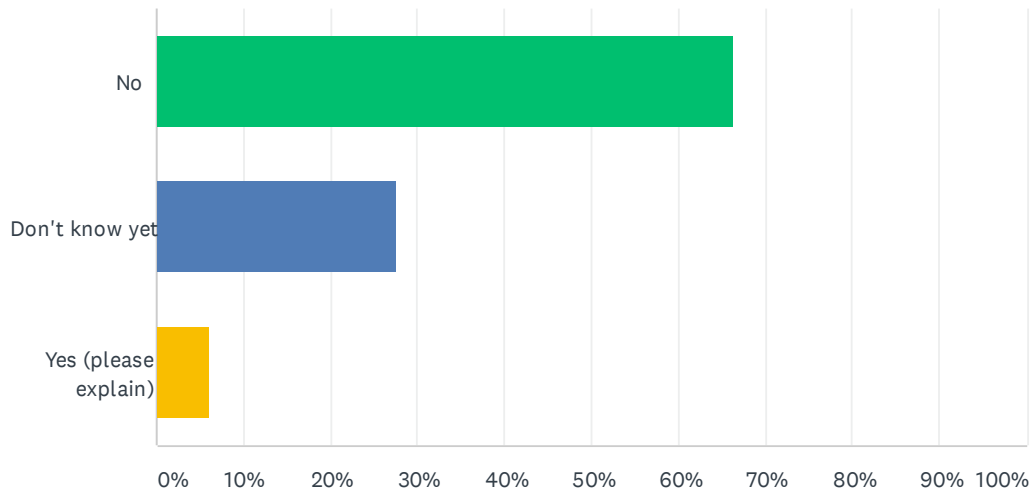
Answered: 98 Skipped: 84



ANSWER CHOICES	RESPONSES	
Yes	91.84%	90
No	1.02%	1
Not sure	7.14%	7
TOTAL		98

Q14 Did you have any difficulty with transferring credits to another institution?

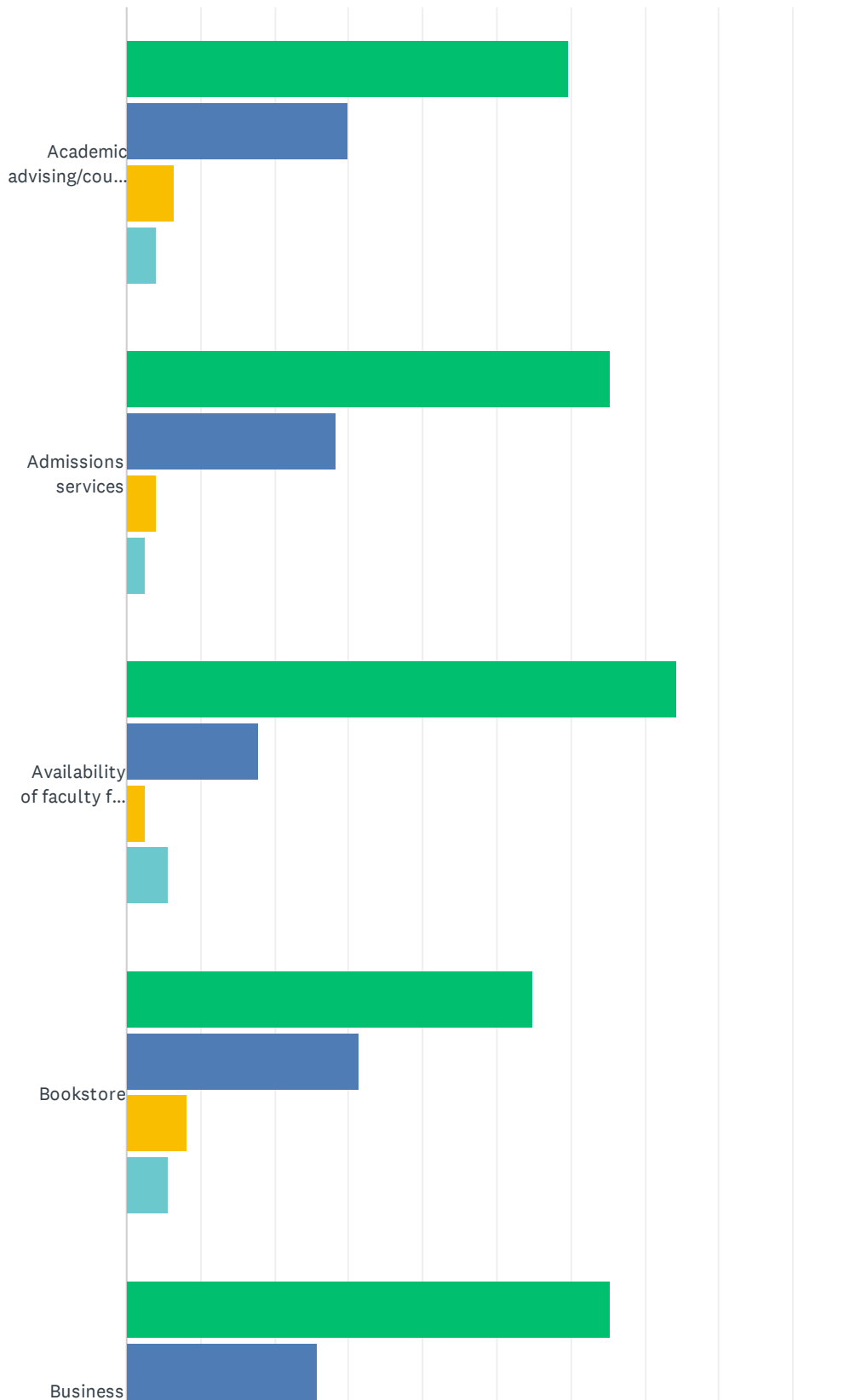
Answered: 98 Skipped: 84

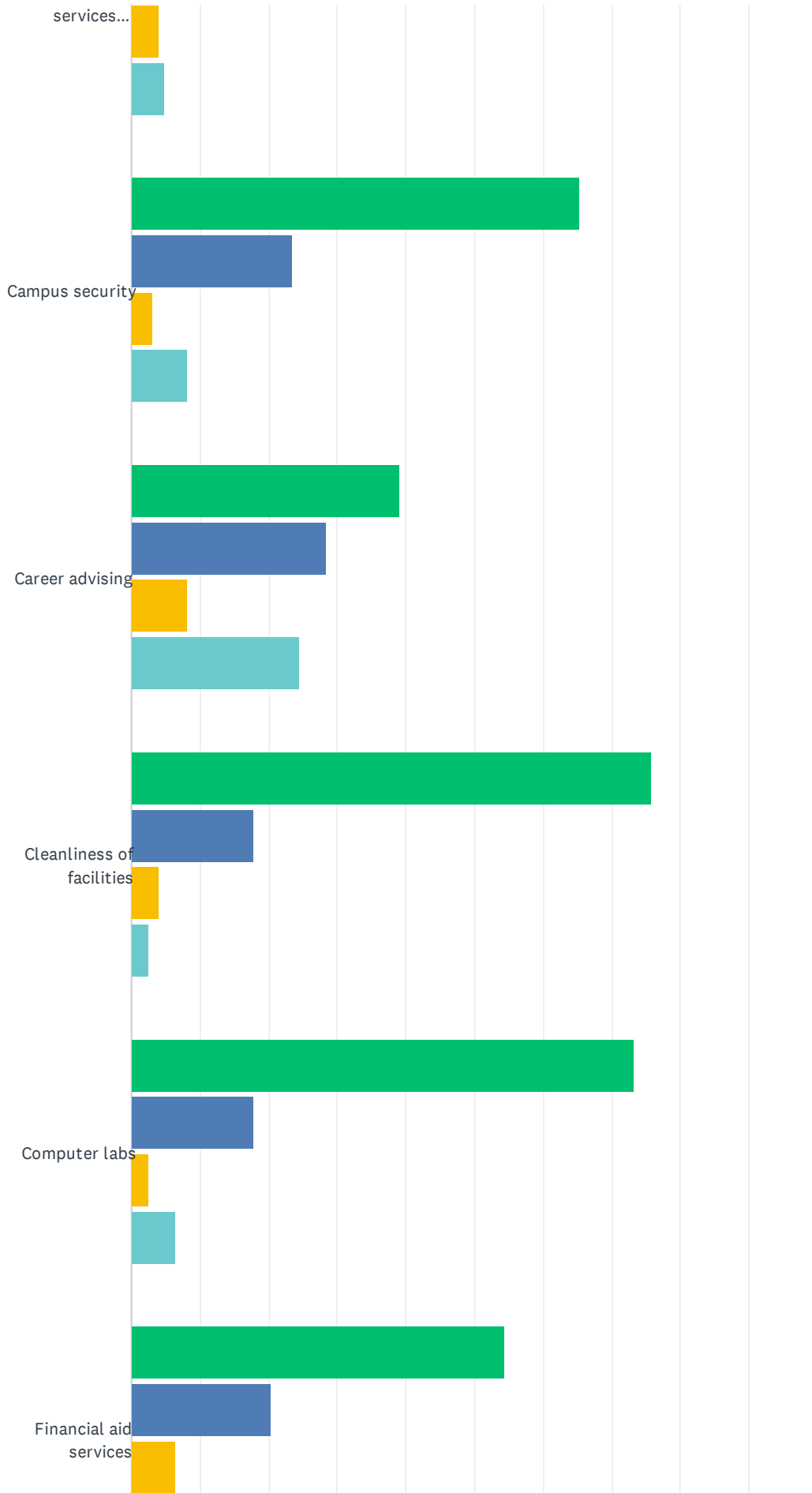


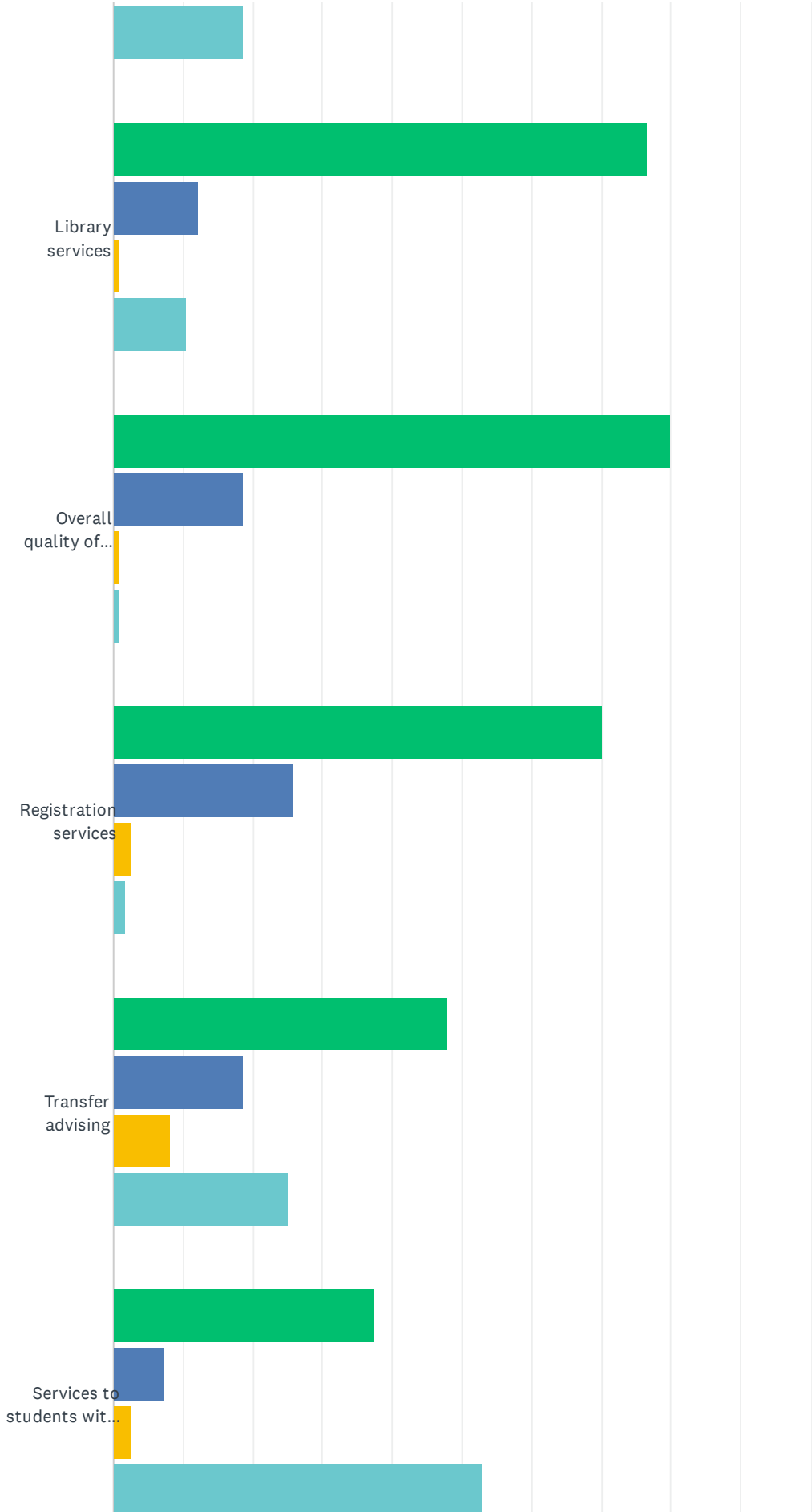
ANSWER CHOICES	RESPONSES	
No	66.33%	65
Don't know yet	27.55%	27
Yes (please explain)	6.12%	6
TOTAL		98

Q15 Please rate your level of satisfaction with each of the following student services at Tunxis Community College

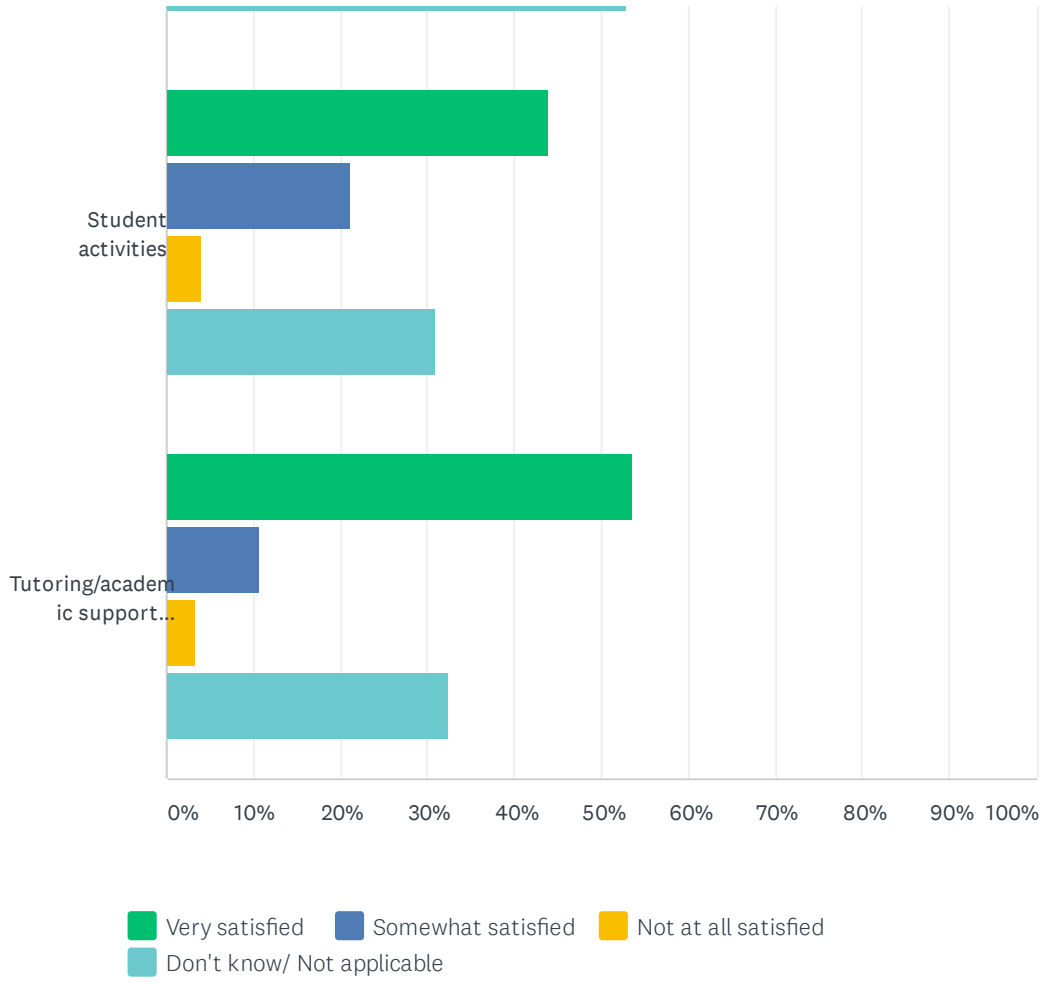
Answered: 124 Skipped: 58







TXCC GSS 2020

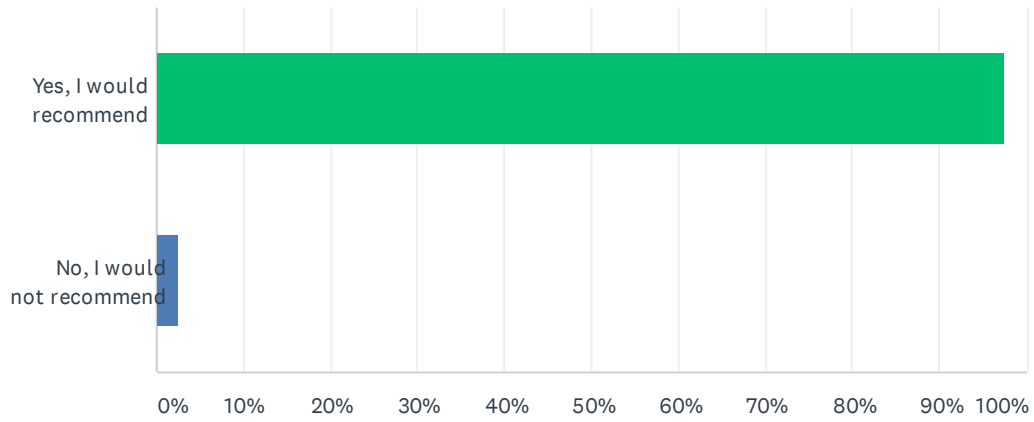


TXCC GSS 2020

	VERY SATISFIED	SOMEWHAT SATISFIED	NOT AT ALL SATISFIED	DON'T KNOW/ NOT APPLICABLE	TOTAL
Academic advising/counseling	59.68% 74	29.84% 37	6.45% 8	4.03% 5	124
Admissions services	65.32% 81	28.23% 35	4.03% 5	2.42% 3	124
Availability of faculty for interaction outside of the classroom	74.19% 92	17.74% 22	2.42% 3	5.65% 7	124
Bookstore	54.84% 68	31.45% 39	8.06% 10	5.65% 7	124
Business services (cashiers, payment process, etc.)	65.32% 81	25.81% 32	4.03% 5	4.84% 6	124
Campus security	65.32% 81	23.39% 29	3.23% 4	8.06% 10	124
Career advising	39.02% 48	28.46% 35	8.13% 10	24.39% 30	123
Cleanliness of facilities	75.81% 94	17.74% 22	4.03% 5	2.42% 3	124
Computer labs	73.17% 90	17.89% 22	2.44% 3	6.50% 8	123
Financial aid services	54.47% 67	20.33% 25	6.50% 8	18.70% 23	123
Library services	76.61% 95	12.10% 15	0.81% 1	10.48% 13	124
Overall quality of faculty instruction	79.84% 99	18.55% 23	0.81% 1	0.81% 1	124
Registration services	70.16% 87	25.81% 32	2.42% 3	1.61% 2	124
Transfer advising	47.97% 59	18.70% 23	8.13% 10	25.20% 31	123
Services to students with disabilities	37.40% 46	7.32% 9	2.44% 3	52.85% 65	123
Student activities	43.90% 54	21.14% 26	4.07% 5	30.89% 38	123
Tutoring/academic support services	53.66% 66	10.57% 13	3.25% 4	32.52% 40	123

Q16 Would you recommend Tunxis to a friend or family member?

Answered: 124 Skipped: 58



ANSWER CHOICES	RESPONSES	
Yes, I would recommend	97.58%	121
No, I would not recommend	2.42%	3
TOTAL		124

Q17 Looking back on your community college education, is there anything you would change about your academic program and the preparation it provided you?

Answered: 68 Skipped: 114

Q18 What stands out in your mind (positive and/or negative) about your Connecticut community college experience?

Answered: 66 Skipped: 116